

REKAPITULASI PENYERAPAN ANGGARAN RUTIN
SATKER : POLRES SUMBAWA BARAT
BULAN : Juli 2019

	PROGRAM KEGIATAN	PAGU / DIPA	ANGGRAN SETELAH REVISI	REALISASI S/D BLN LALU		REALISASI BLN INI		REALISASI S/D BLN INI		SISA ANGGARAN	
060.01.01	Program Dukungan Manajemen dan Pelaksanaan Tugas Teknis Lainnya Polri	30,488,925,000	30,488,925,000	15,806,679,588	52%	3,831,379,378	13%	19,638,058,966	64%	10,850,866,034	36%
3070	Penerangan Masyarakat	62,412,000	62,412,000	31,206,000	50%	5,201,000	8%	36,407,000	58%	26,005,000	42%
3070.001	Layanan Penerangan Masyarakat[Base Line]	62,412,000	62,412,000	31,206,000	50%	5,201,000	8%	36,407,000	58%	26,005,000	42%
003	Dukungan Operasional Pertahanan dan Keamanan	62,412,000	62,412,000	31,206,000	50%	5,201,000	8%	36,407,000	58%	26,005,000	42%
S	MENYELENGGARAKAN HUMAS	62,412,000	62,412,000	31,206,000	50%	5,201,000	8%	36,407,000	58%	26,005,000	42%
521119	Belanja Barang Operasional Lainnya	62,412,000	62,412,000	31,206,000	50%	5,201,000	8%	36,407,000	58%	26,005,000	42%
	> PRESS RELEASE POLRES	62,412,000	62,412,000	31,206,000	50%	5,201,000	8%	36,407,000	58%	26,005,000	42%
	- SNACK [5 ORG x 4 KALI x 12 BLN]	3,600,000		1,800,000	50%	300,000	8%	2,100,000	58%	1,500,000	42%
	- MAKAN [5 ORG x 4 KALI x 12 BLN]	7,200,000		3,600,000	50%	600,000	8%	4,200,000	58%	3,000,000	42%
	- ATK PELAPORAN BERITA	18,240,000	11,040,000	9,120,000	83%	1,520,000	14%	10,640,000	96%	400,000	4%
	- WiFi Subbag Humas		5,400,000	0	0%		0%	0	0%	5,400,000	100%
	- Pulsa HP Server Subbag Humas		1,800,000	0	0%		0%	0	0%	1,800,000	100%
	- TRANSPORTASI PELIPUTAN BERITA DALAM KOTA [3 ORG x 72 HARI]	32,400,000		16,200,000	50%	2,700,000	8%	18,900,000	58%	13,500,000	42%
	- FOTO COPY LAPORAN	972,000		486,000	50%	81,000	8%	567,000	58%	405,000	42%
3073	Dukungan Pelayanan Internal Perkantoran Polri	30,378,013,000		15,756,593,588	52%	3,819,378,378	13%	19,575,971,966	64%	10,802,041,034	36%
3073.994	Layanan Perkantoran[Base Line]	30,378,013,000		15,756,593,588	52%	3,819,378,378	13%	19,575,971,966	64%	10,802,041,034	36%
001	Gaji dan Tunjangan	29,846,296,000		15,453,289,588	52%	3,786,400,378	13%	19,239,689,966	64%	10,606,606,034	36%
A	Pembayaran Gaji dan Tunjangan	29,846,296,000		15,453,289,588	52%	3,786,400,378	13%	19,239,689,966	64%	10,606,606,034	36%
511161	Beban Gaji Pokok PNS TNI/Polri	43,098,000		24,364,900	57%	6,961,400	16%	31,326,300	73%	11,771,700	27%
	- Belanja Gaji Pokok PNS TNI/Polri	39,782,000		24,364,900	61%	3,480,700	9%	27,845,600	70%	11,936,400	30%
	- Belanja Gaji Pokok PNS TNI/Polri (gaji ke 13)	3,316,000		0	0%	3,480,700	105%	3,480,700	105%	-164,700	-5%
511169	Beban Pembulatan Gaji PNS TNI/Polri	2,000		460	23%	50	3%	510	26%	1,490	75%
	- Belanja Pembulatan Gaji PNS TNI/Polri	1,000		460	46%	50	5%	510	51%	490	49%
	- Belanja Pembulatan Gaji PNS TNI/Polri (gaji ke 13)	1,000		0	0%		0%	0	0%	1,000	100%
511175	Beban Tunj. PPh PNS TNI/Polri	136,000		0	0%	0	0%	0	0%	136,000	100%
	- Belanja Tunj. PPh PNS TNI/Polri	124,000		0	0%		0%	0	0%	124,000	100%
	- Belanja Tunj. PPh PNS TNI/Polri (gaji ke 13)	12,000		0	0%		0%	0	0%	12,000	100%
511176	Beban Tunj. Beras PNS TNI/Polri	543,000		434,520	80%	72,420	13%	506,940	93%	36,060	7%
	- Belanja Tunj. Beras PNS TNI/Polri	543,000		434,520	80%	72,420	13%	506,940	93%	36,060	7%
511179	Beban Uang Makan PNS TNI/Polri	7,920,000		5,390,000	68%	0	0%	5,390,000	68%	2,530,000	32%
	- Belanja Uang Makan PNS TNI/Polri	7,920,000		5,390,000	68%		0%	5,390,000	68%	2,530,000	32%
511193	Beban Tunjangan Umum PNS TNI/Polri	2,340,000		1,260,000	54%	360,000	15%	1,620,000	69%	720,000	31%
	- Belanja Tunjangan Umum PNS TNI/Polri	2,160,000		1,260,000	58%	180,000	8%	1,440,000	67%	720,000	33%
	- Belanja Tunjangan Umum PNS TNI/Polri (gaji ke 13)	180,000		0	0%	180,000	100%	180,000	100%	0	0%

511211	Beban Gaji Pokok TNI/POLRI	15,651,610,000		8,427,643,700	54%	2,411,246,750	15%	10,838,890,450	69%	4,812,719,550	31%
	- Belanja Gaji Pokok TNI/POLRI	14,524,563,000		8,427,643,700	58%	1,204,185,750	8%	9,631,829,450	66%	4,892,733,550	34%
	- Belanja Gaji Pokok TNI/POLRI (gaji ke 13)	1,127,047,000		0	0%	1,207,061,000	107%	1,207,061,000	107%	-80,014,000	-7%
511219	Beban Pembulatan Gaji TNI/POLRI	247,000		194,719	79%	36,765	15%	231,484	94%	15,516	6%
	- Belanja Pembulatan Gaji TNI/POLRI	228,000		194,719	85%	22,994	10%	217,713	95%	10,287	5%
	- Belanja Pembulatan Gaji TNI/POLRI (gaji ke 13)	19,000		0	0%	13,771	72%	13,771	72%	5,229	28%
511221	Beban Tunj. Suami/Istri TNI/POLRI	966,155,000		557,881,060	58%	164,482,055	17%	722,363,115	75%	243,791,885	25%
	- Belanja Tunj. Suami/Istri TNI/POLRI	891,835,000		557,881,060	63%	82,611,645	9%	640,492,705	72%	251,342,295	28%
	- Belanja Tunj. Suami/Istri TNI/POLRI (gaji ke 13)	74,320,000		0	0%	81,870,410	110%	81,870,410	110%	-7,550,410	-10%
511222	Beban Tunj. Anak TNI/POLRI	282,858,000		156,455,428	55%	45,002,587	16%	201,458,015	71%	81,399,985	29%
	- Belanja Tunj. Anak TNI/POLRI	261,099,000		156,455,428	60%	22,493,907	9%	178,949,335	69%	82,149,665	31%
	- Belanja Tunj. Anak TNI/POLRI (gaji ke 13)	21,759,000		0	0%	22,508,680	103%	22,508,680	103%	-749,680	-3%
511223	Beban Tunj. Struktural TNI/POLRI	745,290,000		431,090,000	58%	124,260,000	17%	555,350,000	75%	189,940,000	25%
	- Belanja Tunj. Struktural TNI/POLRI	687,960,000		431,090,000	63%	62,130,000	9%	493,220,000	72%	194,740,000	28%
	- Belanja Tunj. Struktural TNI/POLRI (gaji ke 13)	57,330,000		0	0%	62,130,000	108%	62,130,000	108%	-4,800,000	-8%
511225	Beban Tunj. PPh TNI/POLRI	33,009,000		31,395,085	95%	25,119,802	76%	56,514,887	171%	-23,505,887	-71%
	- Belanja Tunj. PPh TNI/POLRI	30,469,000		31,395,085	103%	3,209,828	11%	34,604,913	114%	-4,135,913	-14%
	- Belanja Tunj. PPh TNI/POLRI (gaji ke 13)	2,540,000		0	0%	21,909,974	863%	21,909,974	863%	-19,369,974	-763%
511226	Beban Tunj. Beras TNI/POLRI	2,358,895,000		640,126,716	27%	107,793,549	5%	747,920,265	32%	1,610,974,735	68%
	- Belanja Tunj. Beras TNI/POLRI	2,358,895,000		640,126,716	27%	107,793,549	5%	747,920,265	32%	1,610,974,735	68%
511228	Beban Tunj. Lauk pauk TNI/POLRI	9,295,600,000		4,930,260,000	53%	842,115,000	9%	5,772,375,000	62%	3,523,225,000	38%
	- Belanja Tunj. Lauk pauk TNI/POLRI	9,295,600,000		4,930,260,000	53%	842,115,000	9%	5,772,375,000	62%	3,523,225,000	38%
511232	Beban Tunj. Kowan/Polwan TNI/POLRI	12,350,000		5,050,000	41%	850,000	7%	5,900,000	48%	6,450,000	52%
	- Belanja Tunj. Kowan/Polwan TNI/POLRI	11,400,000		5,050,000	44%	850,000	7%	5,900,000	52%	5,500,000	48%
	- Belanja Tunj. Kowan/Polwan TNI/POLRI (gaji ke 13)	950,000		0	0%	-	0%	0	0%	950,000	100%
511233	Beban Tunj. Babinkamtibmas TNI/POLRI	83,200,000		38,100,000	46%	6,400,000	8%	44,500,000	53%	38,700,000	47%
	- Belanja Tunj. BabinkamtibmasTNI/POLRI	76,800,000		38,100,000	50%	6,400,000	8%	44,500,000	58%	32,300,000	42%
	- Belanja Tunj. BabinkamtibmasTNI/POLRI (gaji ke 13)	6,400,000		0	0%	0	0%	0	0%	6,400,000	100%
511235	Beban Tunj. Kompensasi Kerja Bidang Persandian TNI/POLRI	16,900,000		9,600,000	57%	1,600,000	9%	11,200,000	66%	5,700,000	34%
	- Belanja Tunj. Kompensasi Kerja Bidang Persandian TNI/POLRI	15,600,000		9,600,000	62%	1,600,000	10%	11,200,000	72%	4,400,000	28%
	- Belanja Tunj. Kompensasi Kerja Bidang Persandian TNI/POLRI (gaji ke 13)	1,300,000		0	0%	0	0%	0	0%	1,300,000	100%
511244	Beban Tunjangan Umum TNI/Polri	328,575,000		176,475,000	54%	50,100,000	15%	226,575,000	69%	102,000,000	31%
	- Belanja Tunjangan Umum TNI/Polri	303,300,000		176,475,000	58%	24,975,000	8%	201,450,000	66%	101,850,000	34%
	- Belanja Tunjangan Umum TNI/Polri (gaji ke 13)	25,275,000		0	0%	25,125,000	99%	25,125,000	99%	150,000	1%
512211	Beban Uang Lembur	17,568,000		17,568,000	100%	0	0%	17,568,000	100%	0	0%
	> UANG LEMBUR PNS	2,448,000		2,448,000	100%	0	0%	2,448,000	100%	0	0%
	- PNS GOL II [1 ORG x 2 JAM x 6 HARI x 12 BULAN]	2,448,000		2,448,000	100%	0	0%	2,448,000	100%	0	0%
	> MAKAN LEMBUR PNS	2,520,000		2,520,000	100%	0	0%	2,520,000	100%	0	0%
	- PNS GOL II [1 ORG x 6 HR x 12 BLN]	2,520,000		2,520,000	100%	0	0%	2,520,000	100%	0	0%
	> MAKAN LEMBUR POLRI	12,600,000		12,600,000	100%	0	0%	12,600,000	100%	0	0%
	- PNS GOL II [3 ORG x 10 HR x 12 BLN]	12,600,000		12,600,000	100%	0	0%	12,600,000	100%	0	0%
002	Operasional dan Pemeliharaan Kantor	429,524,000		226,354,000	53%	31,920,000	7%	258,274,000	60%	171,250,000	40%
BP	BIAYA TELPON	38,324,000		26,674,000	70%	0	0%	26,674,000	70%	11,650,000	30%
522112	Belanja Langganan Telepon	38,324,000		26,674,000	70%	0	0%	26,674,000	70%	11,650,000	30%
	- Biaya Telpon	38,324,000		26,674,000	70%	0	0%	26,674,000	70%	11,650,000	30%

BX	PENGADAAN PERALATAN / PERLENGKAPAN KANTOR (POLRES)	268,080,000		135,840,000	51%	22,800,000	9%	158,640,000	59%	109,440,000	41%
521111	Belanja Keperluan Perkantoran	3,600,000		3,600,000	100%	0	0%	3,600,000	100%	0	0%
	>> BIAYA PENGGANTIAN INVENTARIS LAMA DAN / ATAU PEMBELIAN IN	3,600,000		3,600,000	100%	0	0%	3,600,000	100%	0	0%
	- INVENTARIS OPERATOR SISTEM POLRES	3,600,000		3,600,000	100%		0%	3,600,000	100%	0	0%
521811	Belanja Barang Persediaan Barang Konsumsi	264,480,000		132,240,000	50%	22,800,000	9%	155,040,000	59%	109,440,000	41%
	> BIAYA KEPERLUAN PERKANTORAN	127,680,000		63,840,000	50%	10,640,000	8%	74,480,000	58%	53,200,000	42%
	>> SUBSATKER OPERASIONAL JAJARAN POLRES	127,680,000		63,840,000	50%	10,640,000	8%	74,480,000	58%	53,200,000	42%
	- ATK	127,680,000		63,840,000	50%	10,640,000	8%	74,480,000	58%	53,200,000	42%
	> BIAYA KEPERLUAN PERKANTORAN	136,800,000		68,400,000	50%	12,160,000	9%	80,560,000	59%	56,240,000	41%
	>> SUBSATKER PEMBINAAN DAN NON OPERASIONAL	136,800,000		68,400,000	50%	12,160,000	9%	80,560,000	59%	56,240,000	41%
	- BAG OPS	18,240,000		9,120,000	50%	1,520,000	8%	10,640,000	58%	7,600,000	42%
	- BAG REN	18,240,000		9,120,000	50%	1,520,000	8%	10,640,000	58%	7,600,000	42%
	- BAG SUMDA	18,240,000		9,120,000	50%	1,520,000	8%	10,640,000	58%	7,600,000	42%
	- SI PROPAM	18,240,000		9,120,000	50%	1,520,000	8%	10,640,000	58%	7,600,000	42%
	- SPKT	18,240,000		9,120,000	50%	1,520,000	8%	10,640,000	58%	7,600,000	42%
	- SI KEU	18,240,000		9,120,000	50%	1,520,000	8%	10,640,000	58%	7,600,000	42%
	- SI TI POL	18,240,000		9,120,000	50%	1,520,000	8%	10,640,000	58%	7,600,000	42%
	- SIUM	9,120,000		4,560,000	50%	1,520,000	17%	6,080,000	67%	3,040,000	33%
BY	PENGADAAN PERALATAN / PERLENGKAPAN KANTOR (POLSEK)	123,120,000		63,840,000	52%	9,120,000	7%	72,960,000	59%	50,160,000	41%
521811	Belanja Barang Persediaan Barang Konsumsi	123,120,000		63,840,000	52%	9,120,000	7%	72,960,000	59%	50,160,000	41%
	> BIAYA KEPERLUAN PERKANTORAN	123,120,000		63,840,000	52%	9,120,000	7%	72,960,000	59%	50,160,000	41%
	>> 1 POLSEK URBAN	19,760,000		10,640,000	54%	1,520,000	8%	12,160,000	62%	7,600,000	38%
	- - POLSEK MALUK	19,760,000		10,640,000	54%	1,520,000	8%	12,160,000	62%	7,600,000	38%
	>> 3 POLSEK RURAL	48,640,000		25,840,000	53%	3,040,000	6%	28,880,000	59%	19,760,000	41%
	- - POLSEK JEREWEH	18,240,000		9,120,000	50%	1,520,000	8%	10,640,000	58%	7,600,000	42%
	- - POLSEK TALIWANG	18,240,000		9,120,000	50%	1,520,000	8%	10,640,000	58%	7,600,000	42%
	- - POLSEK SETELUK	12,160,000		7,600,000	63%		0%	7,600,000	63%	4,560,000	38%
	>> 3 POLSEK PRA RURAL	54,720,000		27,360,000	50%	4,560,000	8%	31,920,000	58%	22,800,000	42%
	- - POLSEK SEKONGKANG	18,240,000		9,120,000	50%	1,520,000	8%	10,640,000	58%	7,600,000	42%
	- - POLSEK BRANG REA	18,240,000		9,120,000	50%	1,520,000	8%	10,640,000	58%	7,600,000	42%
	- - POLSEK KP3 TANO	18,240,000		9,120,000	50%	1,520,000	8%	10,640,000	58%	7,600,000	42%
003	Dukungan Operasional Pertahanan dan Keamanan	102,193,000		76,950,000	75%	1,058,000	1%	78,008,000	76%	24,185,000	24%
E	PENYUSUNAN PROGRAM, ANGGARAN DAN RENCANA KERJA	10,300,000		10,300,000	100%	0	0%	10,300,000	100%	0	0%
521119	Belanja Barang Operasional Lainnya	6,200,000		6,200,000	100%	0	0%	6,200,000	100%	0	0%
	> PENYUSUNAN RKA-KL PAGU IDEAL TA. 2020 DI POLRES	6,200,000		6,200,000	100%	0	0%	6,200,000	100%	0	0%
	>> GIAT SOSIALISASI	6,200,000		6,200,000	100%	0	0%	6,200,000	100%	0	0%
	- MAKAN [62 ORG x 2 KALI]	4,340,000		4,340,000	100%		0%	4,340,000	100%	0	0%
	- SNACK [62 ORG x 2 KALI]	1,860,000		1,860,000	100%		0%	1,860,000	100%	0	0%
521213	Honor Output Kegiatan	4,100,000		4,100,000	100%	0	0%	4,100,000	100%	0	0%
	>> HONOR PANITIA	4,100,000		4,100,000	100%	0	0%	4,100,000	100%	0	0%
	- PENANGGUNG JAWAB [1 ORG x 2 KALI]	900,000		900,000	100%		0%	900,000	100%	0	0%
	- KETUA [1 ORG x 2 KALI]	800,000		800,000	100%		0%	800,000	100%	0	0%
	- ANGGOTA [3 ORG x 2 KALI]	1,800,000		1,800,000	100%		0%	1,800,000	100%	0	0%
	- PEMERIKSA HASIL PENYUSUNAN RKA-KL/ANGGOTA KEUANGAN [1	600,000		600,000	100%		0%	600,000	100%	0	0%
DY	KEGIATAN PEMBINAAN	24,828,000		13,785,000	56%	1,058,000	4%	14,843,000	60%	9,985,000	40%

521119	Belanja Barang Operasional Lainnya	17,628,000		10,785,000	61%	458,000	3%	11,243,000	64%	6,385,000	36%
	> GIAT BINROH	1,547,000		644,800	42%	129,000	8%	773,800	50%	773,200	50%
	- AIR MINUM [3 DUS x 12 KALI]	1,512,000		630,000	42%	126,000	8%	756,000	50%	756,000	50%
	- FOTO COPY LAPORAN	35,000		14,800	42%	3,000	9%	17,800	51%	17,200	49%
	> GIAT KESAMAPTAAN JASMANI	4,613,000		3,009,200	65%	0	0%	3,009,200	65%	1,603,800	35%
	- HONOR TIM PENGUJI [5 ORG x 2 KALI x 3 GIAT]	3,000,000		2,000,000	67%		0%	2,000,000	67%	1,000,000	33%
	- AIR MINUM [4 DUS x 2 KALI x 3 GIAT]	1,008,000		532,200	53%		0%	532,200	53%	475,800	47%
	- COPY BLANKO [160 LBR x 2 GIAT x 3 KALI]	192,000		64,000	33%		0%	64,000	33%	128,000	67%
	- PEMBUATAN NOMOR DADA [40 BUAH x 2 KALI]	400,000		400,000	100%		0%	400,000	100%	0	0%
	- FOTO COPY LAPORAN	13,000		13,000	100%		0%	13,000	100%	0	0%
	> GIAT BELA DIRI POLRI	4,008,000		0	0%	0	0%	0	0%	4,008,000	100%
	- HONOR TIM PENGUJI [5 ORG x 2 KALI x 3 GIAT]	3,000,000		0	0%		0%	0	0%	3,000,000	100%
	- AIR MINUM [4 DUS x 2 KALI x 3 GIAT]	1,008,000		0	0%		0%	0	0%	1,008,000	100%
	> GIAT OLAHRAGA UMUM	7,460,000		7,131,000	96%	329,000	4%	7,460,000	100%	0	0%
	- HONOR PELATIH SENAM [4 ORG x 2 KALI]	2,560,000		2,231,000	87%	329,000	13%	2,560,000	100%	0	0%
	- AIR MINUM [7 DUS x 2 KALI]	700,000		700,000	100%		0%	700,000	100%	0	0%
	- SNACK [140 ORG x 2 KALI]	4,200,000		4,200,000	100%		0%	4,200,000	100%	0	0%
521213	Honor Output Kegiatan	7,200,000		3,000,000	42%	600,000	8%	3,600,000	50%	3,600,000	50%
	> HONOR ROHANIAWAN :	7,200,000		3,000,000	42%	600,000	8%	3,600,000	50%	3,600,000	50%
	- HONOR NARASUMBER MUSLIM [1 ORG x 12 KALI]	2,400,000		1,000,000	42%	200,000	8%	1,200,000	50%	1,200,000	50%
	- HONOR NARASUMBER HINDU [1 ORG x 12 KALI]	2,400,000		1,000,000	42%	200,000	8%	1,200,000	50%	1,200,000	50%
	- HONOR NARASUMBER KRISTEN [1 ORG x 12 KALI]	2,400,000		1,000,000	42%	200,000	8%	1,200,000	50%	1,200,000	50%
FS	DUKUNGAN OPERASIONAL SATKER	32,125,000		26,925,000	84%	0	0%	26,925,000	84%	5,200,000	16%
524111	Beban Perjalanan Dinas Biasa	32,125,000		26,925,000	84%	0	0%	26,925,000	84%	5,200,000	16%
	> JALDIS KE MATARAM	26,925,000		26,925,000	100%	0	0%	26,925,000	100%	0	0%
	>> PAMEN :	9,100,000		9,100,000	100%	0	0%	9,100,000	100%	0	0%
	- UANG HARIAN [2 ORG x 3 KALI x 3 HARI]	4,500,000		4,500,000	100%		0%	4,500,000	100%	0	0%
	- UANG PENGINAPAN [2 ORG x 2 KALI x 2 HARI]	2,800,000		2,800,000	100%		0%	2,800,000	100%	0	0%
	- TRANSPORTASI [2 ORG x 3 KALI x 2 PP]	1,800,000		1,800,000	100%		0%	1,800,000	100%	0	0%
	>> PAMA :	4,160,000		4,160,000	100%	0	0%	4,160,000	100%	0	0%
	- UANG HARIAN [2 ORG x 2 KALI x 2 HARI]	2,000,000		2,000,000	100%		0%	2,000,000	100%	0	0%
	- UANG PENGINAPAN [2 ORG x 2 KALI x 1 HARI]	1,200,000		1,200,000	100%		0%	1,200,000	100%	0	0%
	- TRANSPORTASI [2 ORG x 2 KALI x 2 PP]	960,000		960,000	100%		0%	960,000	100%	0	0%
	>> BINTARA :	13,665,000		13,665,000	100%	0	0%	13,665,000	100%	0	0%
	- UANG HARIAN [3 ORG x 3 KALI x 3 HARI]	6,750,000		6,750,000	100%		0%	6,750,000	100%	0	0%
	- UANG PENGINAPAN [3 ORG x 3 KALI x 2 HARI]	5,715,000		5,715,000	100%		0%	5,715,000	100%	0	0%
	- TRANSPORTASI [3 GIAT x 2 KALI x 2 PP]	1,200,000		1,200,000	100%		0%	1,200,000	100%	0	0%
	> JALDIS SARPRAS REKON DATA SIMAK	5,200,000		0	0%	0	0%	0	0%	5,200,000	100%
	- UANG HARIAN [2 ORG x 2 KALI x 2 HARI]	2,000,000		0	0%		0%	0	0%	2,000,000	100%
	- PENGINAPAN [2 ORG x 2 KALI x 2 HARI]	2,000,000		0	0%		0%	0	0%	2,000,000	100%
	- TRANSPORTASI [2 ORG x 2 KALI x 2 PP]	1,200,000		0	0%		0%	0	0%	1,200,000	100%
FW	DUKOPSNAL POLDA	16,940,000		16,940,000	100%	0	0%	16,940,000	100%	0	0%
521119	Belanja Barang Operasional Lainnya	16,940,000		16,940,000	100%	0	0%	16,940,000	100%	0	0%
	> RAPAT MUSRENBANG TINGKAT SATKER	4,272,000		4,272,000	100%	0	0%	4,272,000	100%	0	0%
	>> RAPAT	3,797,000		3,797,000	100%	0	0%	3,797,000	100%	0	0%

	- SNACK	1,003,000		1,003,000	100%		0%	1,003,000	100%	0	0%
	- MAKAN	2,419,000		2,419,000	100%		0%	2,419,000	100%	0	0%
	- PEMBUATAN LAP PELAKSANAAN GIAT DAN WABKU	175,000		175,000	100%		0%	175,000	100%	0	0%
	- SPANDUK	100,000		100,000	100%		0%	100,000	100%	0	0%
	- DOKUMENTASI	100,000		100,000	100%		0%	100,000	100%	0	0%
	>> ATK	475,000		475,000	100%	0	0%	475,000	100%	0	0%
	- KERTAS F4	90,000		90,000	100%		0%	90,000	100%	0	0%
	- KERTAS A4	84,000		84,000	100%		0%	84,000	100%	0	0%
	- MAP BIASA	175,000		175,000	100%		0%	175,000	100%	0	0%
	- BOLPOIN	126,000		126,000	100%		0%	126,000	100%	0	0%
	> PENGADAAN BUKU LAINNYA	12,668,000		12,668,000	100%	0	0%	12,668,000	100%	0	0%
	- RKA-KL TA. 2019	4,695,000		4,695,000	100%		0%	4,695,000	100%	0	0%
	- RENJA TA. 2020	7,500,000		7,500,000	100%		0%	7,500,000	100%	0	0%
	- BUKU MATERI RBP	473,000		473,000	100%		0%	473,000	100%	0	0%
JZ	HONORARIUM SAI/SAKPA/SIMAK/SMAP/PENGELOLA KEUANGAN	18,000,000		9,000,000	50%	0	0%	9,000,000	50%	9,000,000	50%
521115	Honor Operasional Satuan Kerja	18,000,000		9,000,000	50%	0	0%	9,000,000	50%	9,000,000	50%
	> HONOR OPERATOR PELAKSANA APLIKASI SMAP, SAKPA, SIMAK BMN, R	18,000,000		9,000,000	50%	0	0%	9,000,000	50%	9,000,000	50%
	- HONOR OPERATOR SMAP [1 ORG x 12 BLN]	3,600,000		1,800,000	50%		0%	1,800,000	50%	1,800,000	50%
	- HONOR OPERATOR SAKPA [1 ORG x 12 BLN]	3,600,000		1,800,000	50%		0%	1,800,000	50%	1,800,000	50%
	- HONOR OPERATOR SIMAK BMN [1 ORG x 12 BLN]	2,400,000		1,200,000	50%		0%	1,200,000	50%	1,200,000	50%
	- HONOR OPERATOR RKA-KL [1 ORG x 12 BLN]	2,400,000		1,200,000	50%		0%	1,200,000	50%	1,200,000	50%
	- HONOR OPERATOR GPP [1 ORG x 12 BLN]	2,400,000		1,200,000	50%		0%	1,200,000	50%	1,200,000	50%
	- HONOR OPERATOR SAS [1 ORG x 12 BLN]	3,600,000		1,800,000	50%		0%	1,800,000	50%	1,800,000	50%
5054	Manajemen Anggaran	48,500,000		18,880,000	39%	6,800,000	14%	25,680,000	53%	22,820,000	47%
5054.001	Layanan Manajemen Anggaran[Base Line]	48,500,000		18,880,000	39%	6,800,000	14%	25,680,000	53%	22,820,000	47%
003	Dukungan Operasional Pertahanan dan Keamanan	48,500,000		18,880,000	39%	6,800,000	14%	25,680,000	53%	22,820,000	47%
E	PENYUSUNAN PROGRAM, ANGGARAN DAN RENCANA KERJA	48,500,000		18,880,000	39%	6,800,000	14%	25,680,000	53%	22,820,000	47%
521219	Belanja Barang Non Operasional Lainnya	48,500,000		18,880,000	39%	6,800,000	14%	25,680,000	53%	22,820,000	47%
	> KEGIATAN MUSRENBANG (JALDIS)	2,360,000		0	0%	2,360,000	100%	2,360,000	100%	0	0%
	- UANG HARIAN [2 ORG x 2 HARI]	1,760,000		0	0%	1,760,000	100%	1,760,000	100%	0	0%
	- TRANSPORTASI [2 ORG x 2 PP]	600,000		0	0%	600,000	100%	600,000	100%	0	0%
	> KEGIATAN PENYUSUNAN KEBUTUHAN IDEAL TA. 2019 (JALDIS)	4,860,000		4,860,000	100%	0	0%	4,860,000	100%	0	0%
	- UANG HARIAN [3 ORG x 3 HARI]	3,960,000		3,960,000	100%		0%	3,960,000	100%	0	0%
	- TRANSPORTASI [3 ORG x 2 PP]	900,000		900,000	100%		0%	900,000	100%	0	0%
	> KEGIATAN PENYUSUNAN INDIKATIF, TOR DAN RAB TA. 2019 (JALDIS)	4,860,000		4,860,000	100%	0	0%	4,860,000	100%	0	0%
	- UANG HARIAN [3 ORG x 3 HARI]	3,960,000		3,960,000	100%		0%	3,960,000	100%	0	0%
	- TRANSPORTASI [3 ORG x 2 PP]	900,000		900,000	100%		0%	900,000	100%	0	0%
	> KEGIATAN PENYUSUNAN PAGU ANGGARAN, TOR DAN RAB TA. 2019 (4,860,000		0	0%	0	0%	0	0%	4,860,000	100%
	- UANG HARIAN [3 ORG x 3 HARI]	3,960,000		0	0%		0%	0	0%	3,960,000	100%
	- TRANSPORTASI [3 ORG x 2 PP]	900,000		0	0%		0%	0	0%	900,000	100%
	> KEGIATAN PENYUSUNAN PAGU ALOKASI ANGGARAN, TOR DAN RAB	4,860,000		0	0%	0	0%	0	0%	4,860,000	100%
	- UANG HARIAN [3 ORG x 3 HARI]	3,960,000		0	0%		0%	0	0%	3,960,000	100%
	- TRANSPORTASI [3 ORG x 2 PP]	900,000		0	0%		0%	0	0%	900,000	100%
	> KEGIATAN PENYERAHAN RKAKL DAN DIPA TA. 2019 (JALDIS)	1,480,000		0	0%	0	0%	0	0%	1,480,000	100%
	- UANG HARIAN [2 ORG x 1 HARI]	880,000		0	0%		0%	0	0%	880,000	100%

- TRANSPORTASI [2 ORG x 2 PP]	600,000		0	0%		0%	0	0%	600,000	100%
> DUKUNGAN OPERASIONAL KABAG REN (JALDIS)	2,360,000		0	0%	0	0%	0	0%	2,360,000	100%
- UANG HARIAN [2 ORG x 2 HARI]	1,760,000		0	0%		0%	0	0%	1,760,000	100%
- TRANSPORTASI [2 ORG x 2 PP]	600,000		0	0%		0%	0	0%	600,000	100%
> KEGIATAN RBP (ROAD MAP, ZI, ITK) DI POLDA NTB (JALDIS)	4,720,000		4,720,000	100%	0	0%	4,720,000	100%	0	0%
- UANG HARIAN [2 ORG x 2 HARI x 2 KALI]	3,520,000		3,520,000	100%		0%	3,520,000	100%	0	0%
- TRANSPORTASI [2 ORG x 2 PP x 2 KALI]	1,200,000		1,200,000	100%		0%	1,200,000	100%	0	0%
> KEGIATAN MONEV ANGGARAN PER SEMESTER I DAN II (DALAM KOTA)	9,260,000		0	0%	0	0%	0	0%	9,260,000	100%
- UANG SAKU [4 ORG x 6 HARI x 2 KALI]	4,800,000		0	0%		0%	0	0%	4,800,000	100%
- MAKAN [4 ORG x 6 HARI x 2 KALI]	2,880,000		0	0%		0%	0	0%	2,880,000	100%
- SNACK [4 ORG x 6 HARI x 2 KALI]	1,200,000		0	0%		0%	0	0%	1,200,000	100%
- ADMINISTRASI PELAPORAN (ATK, DLL)	380,000		0	0%		0%	0	0%	380,000	100%
> KEGIATAN MONEV RBP (DALAM KOTA)	8,880,000		4,440,000	50%	4,440,000	50%	8,880,000	100%	0	0%
- UANG SAKU [4 ORG x 6 HARI x 2 KALI]	4,800,000		2,400,000	50%	2,400,000	50%	4,800,000	100%	0	0%
- MAKAN [4 ORG x 6 HARI x 2 KALI]	2,880,000		1,440,000	50%	1,440,000	50%	2,880,000	100%	0	0%
- SNACK [4 ORG x 6 HARI x 2 KALI]	1,200,000		600,000	50%	600,000	50%	1,200,000	100%	0	0%
JUMLAH	30,488,925,000		15,806,679,588	52%	3,831,379,378	13%	19,638,058,966	64%	10,850,866,034	36%

MENGETAHUI
KEPALA KEPOLISIAN RESOR SUMBAWA BARAT


MUSTOFA SIK, MH
AKBP NRP 76101096

Taliwang, Juni 2018
PS. KABAG REN

SIDIK PRIA MURSITA, SH
AIPTU NRP 76120526

KEPOLISIAN NEGARA REPUBLIK INDONESIA
 DAERAH NUSA TENGGARA BARAT
 RESOR SUMBAWA BARAT

REKAPITULASI PENYERAPAN ANGGARAN RUTIN
 SATKER : POLRES SUMBAWA BARAT
 BULAN : Juli 2019

	PROGRAM KEGIATAN	PAGU / DIPA	ANGGRAN SETELAH REVISI	REALISASI S/D		REALISASI BLN INI		REALISASI S/D		SISA ANGGARAN	
				BLN JALU				BLN INI			
060.01.02	Program Peningkatan Sarana dan Prasarana Aparatur Polri	15,272,971,000		2,628,143,921	17%	2,977,175,500	19%	5,605,319,421	37%	9,667,651,579	63%
5059	Dukungan Manajemen dan Teknik Sarpras	3,048,397,000		1,189,750,000	39%	596,956,000	20%	1,786,706,000	59%	1,261,691,000	41%
5059.994	Layanan Perkantoran[Base Line]	3,048,397,000		1,189,750,000	39%	596,956,000	20%	1,786,706,000	59%	1,261,691,000	41%
002	Operasional dan Pemeliharaan Kantor	1,972,974,000		875,032,000	44%	343,233,000	17%	1,218,265,000	62%	754,709,000	38%
AP	PEMELIHARAAN GEDUNG KANTOR POLRES	96,000,000		65,920,000	69%	25,000,000	26%	90,920,000	95%	5,080,000	5%
523111	Beban Pemeliharaan Gedung dan Bangunan	96,000,000		65,920,000	69%	25,000,000	26%	90,920,000	95%	5,080,000	5%
	- PERAWATAN GEDUNG KANTOR POLRES	96,000,000		65,920,000	69%	25,000,000	26%	90,920,000	95%	5,080,000	5%
AQ	PEMELIHARAAN GEDUNG KANTOR POLSEK	95,200,000		47,040,000	49%	7,840,000	8%	54,880,000	58%	40,320,000	42%
523111	Beban Pemeliharaan Gedung dan Bangunan	95,200,000		47,040,000	49%	7,840,000	8%	54,880,000	58%	40,320,000	42%
	>> PERAWATAN GEDUNG POLSEK	95,200,000		47,040,000	49%	7,840,000	8%	54,880,000	58%	40,320,000	42%
	- POLSEK MALUK	13,600,000		6,720,000	49%	1,120,000	8%	7,840,000	58%	5,760,000	42%
	- POLSEK SETELUK	13,600,000		6,720,000	49%	1,120,000	8%	7,840,000	58%	5,760,000	42%
	- POLSEK TALIWANG	13,600,000		6,720,000	49%	1,120,000	8%	7,840,000	58%	5,760,000	42%
	- POLSEK JEREWEH	13,600,000		6,720,000	49%	1,120,000	8%	7,840,000	58%	5,760,000	42%
	- POLSEK BRANG REA	13,600,000		6,720,000	49%	1,120,000	8%	7,840,000	58%	5,760,000	42%
	- POLSEK KP3 TANO	13,600,000		6,720,000	49%	1,120,000	8%	7,840,000	58%	5,760,000	42%
	- POLSEK SEKONGKANG	13,600,000		6,720,000	49%	1,120,000	8%	7,840,000	58%	5,760,000	42%
AZ	PEMELIHARAAN KENDARAAN BERMOTOR RODA 4 DAN 6 (POLRES)	344,200,000		175,523,000	51%	36,351,000	11%	211,874,000	62%	132,326,000	38%
523121	Beban Pemeliharaan Peralatan dan Mesin	344,200,000		175,523,000	51%	36,351,000	11%	211,874,000	62%	132,326,000	38%
	> HAR RANMOR	344,200,000		175,523,000	51%	36,351,000	11%	211,874,000	62%	132,326,000	38%
	- RANMOR RODA 4	200,200,000		94,510,000	47%	18,185,000	9%	112,695,000	56%	87,505,000	44%
	- RANMOR RODA 6	87,000,000		63,260,000	73%		0%	63,260,000	73%	23,740,000	27%
	- AWC	33,000,000		11,283,000	34%	18,166,000	55%	29,449,000	89%	3,551,000	11%
	- AMBULANCE	10,000,000		6,470,000	65%		0%	6,470,000	65%	3,530,000	35%
	- RAN TAHANAN	14,000,000		0	0%		0%	0	0%	14,000,000	100%
BA	PEMELIHARAAN KENDARAAN RODA 4 POLSEK	130,000,000		104,000,000	80%	26,000,000	20%	130,000,000	100%	0	0%
523121	Beban Pemeliharaan Peralatan dan Mesin	130,000,000		104,000,000	80%	26,000,000	20%	130,000,000	100%	0	0%
	- POLSEK MALUK	26,000,000		13,000,000	50%	13,000,000	50%	26,000,000	100%	0	0%
	- POLSEK TALIWANG	26,000,000		13,000,000	50%	13,000,000	50%	26,000,000	100%	0	0%
	- POLSEK SETELUK	26,000,000		26,000,000	100%		0%	26,000,000	100%	0	0%
	- POLSEK JEREWEH	13,000,000		13,000,000	100%		0%	13,000,000	100%	0	0%
	- POLSEK BRANG REA	13,000,000		13,000,000	100%		0%	13,000,000	100%	0	0%
	- POLSEK SEKONGKANG	13,000,000		13,000,000	100%		0%	13,000,000	100%	0	0%
	- POLSEK KP3 TANO	13,000,000		13,000,000	100%		0%	13,000,000	100%	0	0%

BC	PEMELIHARAAN KENDARAAN BERMOTOR RODA 2 (POLRES)	61,740,000		24,214,000	39%	10,258,000	17%	34,472,000	56%	27,268,000	44%
523121	Beban Pemeliharaan Peralatan dan Mesin	61,740,000		24,214,000	39%	10,258,000	17%	34,472,000	56%	27,268,000	44%
	> HAR RANMOR	61,740,000		24,214,000	39%	10,258,000	17%	34,472,000	56%	27,268,000	44%
	- RANMOR RODA 2 (POLRES)	61,740,000		24,214,000	39%	10,258,000	17%	34,472,000	56%	27,268,000	44%
BD	PEMELIHARAAN KENDARAAN RODA 2 POLSEK	95,760,000		56,700,000	59%	8,820,000	9%	65,520,000	68%	30,240,000	32%
523121	Beban Pemeliharaan Peralatan dan Mesin	95,760,000		56,700,000	59%	8,820,000	9%	65,520,000	68%	30,240,000	32%
	> POLSEK MALUK :	8,820,000		7,560,000	86%	1,260,000	14%	8,820,000	100%	0	0%
	- R2 SABHARA	2,520,000		2,520,000	100%		0%	2,520,000	100%	0	0%
	- R2 BHABIN	6,300,000		5,040,000	80%	1,260,000	20%	6,300,000	100%	0	0%
	> POLSEK TALIWANG :	28,980,000		12,600,000	43%	2,520,000	9%	15,120,000	52%	13,860,000	48%
	- R2 SABHARA	2,520,000		2,520,000	100%		0%	2,520,000	100%	0	0%
	- R2 BHABIN	26,460,000		10,080,000	38%	2,520,000	10%	12,600,000	48%	13,860,000	52%
	> POLSEK SETELUK :	25,200,000		13,860,000	55%	2,520,000	10%	16,380,000	65%	8,820,000	35%
	- R2 SABHARA	2,520,000		2,520,000	100%		0%	2,520,000	100%	0	0%
	- R2 BHABIN	22,680,000		11,340,000	50%	2,520,000	11%	13,860,000	61%	8,820,000	39%
	> POLSEK JEREWEH :	7,560,000		7,560,000	100%	0	0%	7,560,000	100%	0	0%
	- R2 SABHARA	2,520,000		2,520,000	100%		0%	2,520,000	100%	0	0%
	- R2 BHABIN	5,040,000		5,040,000	100%	0	0%	5,040,000	100%	0	0%
	> POLSEK BRANG REA :	13,860,000		7,560,000	55%	1,260,000	9%	8,820,000	64%	5,040,000	36%
	- R2 SABHARA	2,520,000		2,520,000	100%		0%	2,520,000	100%	0	0%
	- R2 BHABIN	11,340,000		5,040,000	44%	1,260,000	11%	6,300,000	56%	5,040,000	44%
	> POLSEK SEKONGKANG :	11,340,000		7,560,000	67%	1,260,000	11%	8,820,000	78%	2,520,000	22%
	- R2 SABHARA	2,520,000		2,520,000	100%		0%	2,520,000	100%	0	0%
	- R2 BHABIN	8,820,000		5,040,000	57%	1,260,000	14%	6,300,000	71%	2,520,000	29%
BE	PEMELIHARAAN SARANA GEDUNG	24,000,000		11,681,000	49%	9,793,000	41%	21,474,000	89%	2,526,000	11%
523111	Beban Pemeliharaan Gedung dan Bangunan	24,000,000		11,681,000	49%	9,793,000	41%	21,474,000	89%	2,526,000	11%
	> PERAWATAN SARANA GEDUNG POLRES	24,000,000		11,681,000	49%	9,793,000	41%	21,474,000	89%	2,526,000	11%
	- PERAWATAN HALAMAN POLRES	24,000,000		11,681,000	49%	9,793,000	41%	21,474,000	89%	2,526,000	11%
BJ	PEMELIHARAAN PERALATAN FUNGSIONAL (POLRES)	68,649,000		38,090,000	55%	0	0%	38,090,000	55%	30,559,000	45%
523121	Beban Pemeliharaan Peralatan dan Mesin	68,649,000		38,090,000	55%	0	0%	38,090,000	55%	30,559,000	45%
	> HAR SENPI	2,750,000		0	0%	0	0%	0	0%	2,750,000	100%
	- HAR SENPI PINGGANG	2,000,000		0	0%	0	0%	0	0%	2,000,000	100%
	- HAR SENPI BAHU	750,000		0	0%	0	0%	0	0%	750,000	100%
	> HAR ALKOMLEK (SI TI POL)	51,799,000		24,990,000	48%	0	0%	24,990,000	48%	26,809,000	52%
	- RADIO PORTABLE	6,650,000		4,550,000	68%	0	0%	4,550,000	68%	2,100,000	32%
	- HANDY TALKY	13,320,000		0	0%	0	0%	0	0%	13,320,000	100%
	- REPEATER	4,634,000		4,440,000	96%	0	0%	4,440,000	96%	194,000	4%
	- REPEATER LINK	6,000,000		2,220,000	37%	0	0%	2,220,000	37%	3,780,000	63%
	- SOUND SYSTEM	1,000,000		0	0%	0	0%	0	0%	1,000,000	100%
	- FAXIMAIL	1,000,000		0	0%	0	0%	0	0%	1,000,000	100%
	- PROYEKTOR	795,000		0	0%	0	0%	0	0%	795,000	100%
	- HAR KOMPUTER	13,000,000		9,100,000	70%	0	0%	9,100,000	70%	3,900,000	30%
	- HAR PRINTER	5,400,000		4,680,000	87%	0	0%	4,680,000	87%	720,000	13%
	> HAR ALAT PENGOLAH DATA OPERATOR SISTEM	9,500,000		9,500,000	100%	0	0%	9,500,000	100%	0	0%
	- KOMPUTER OPERATOR SMAP	1,250,000		1,250,000	100%	0	0%	1,250,000	100%	0	0%

	- KOMPUTER OPERATOR SAIBA	1,250,000		1,250,000	100%		0%	1,250,000	100%	0	0%
	- KOMPUTER OPERATOR SMART	1,000,000		1,000,000	100%		0%	1,000,000	100%	0	0%
	- KOMPUTER OPERATOR SIMAK BMN	1,000,000		1,000,000	100%		0%	1,000,000	100%	0	0%
	- KOMPUTER OPERATOR REKAM JEJAK	1,000,000		1,000,000	100%		0%	1,000,000	100%	0	0%
	- KOMPUTER OPERATOR GPP	1,000,000		1,000,000	100%		0%	1,000,000	100%	0	0%
	- KOMPUTER OPERATOR RKAKL	1,000,000		1,000,000	100%		0%	1,000,000	100%	0	0%
	- KOMPUTER BAMIN PROPAM	2,000,000		2,000,000	100%		0%	2,000,000	100%	0	0%
	> HAR ALAT PRINTER OPERATOR SISTEM	3,600,000		3,600,000	100%	0	0%	3,600,000	100%	0	0%
	- KOMPUTER OPERATOR SMAP	400,000		400,000	100%		0%	400,000	100%	0	0%
	- KOMPUTER OPERATOR SAIBA	400,000		400,000	100%		0%	400,000	100%	0	0%
	- KOMPUTER OPERATOR SMART	400,000		400,000	100%		0%	400,000	100%	0	0%
	- KOMPUTER OPERATOR SIMAK BMN	400,000		400,000	100%		0%	400,000	100%	0	0%
	- KOMPUTER OPERATOR REKAM JEJAK	400,000		400,000	100%		0%	400,000	100%	0	0%
	- KOMPUTER OPERATOR GPP	400,000		400,000	100%		0%	400,000	100%	0	0%
	- KOMPUTER OPERATOR RKAKL	400,000		400,000	100%		0%	400,000	100%	0	0%
	- KOMPUTER BAMIN PROPAM	800,000		800,000	100%		0%	800,000	100%	0	0%
	> HAR AC	1,000,000		0	0%	0	0%	0	0%	1,000,000	100%
	- BAG REN	1,000,000		0	0%		0%	0	0%	1,000,000	100%
BK	PEMELIHARAAN PERALATAN FUNGSIONAL (POLSEK)	9,750,000		8,450,000	87%	0	0%	8,450,000	87%	1,300,000	13%
523121	Beban Pemeliharaan Peralatan dan Mesin	9,750,000		8,450,000	87%	0	0%	8,450,000	87%	1,300,000	13%
	> PERBAIKAN PERALATAN KANTOR (POLSEK) 3 POLSEK RURAL	4,550,000		3,900,000	86%	0	0%	3,900,000	86%	650,000	14%
	>> POLSEK TALIWANG	1,950,000		1,300,000	67%		0%	1,300,000	67%	650,000	33%
	- PRINTER	750,000		500,000	67%		0%	500,000	67%	250,000	33%
	- KOMPUTER	1,200,000		800,000	67%		0%	800,000	67%	400,000	33%
	>> POLSEK SETELUK	1,300,000		1,300,000	100%	0	0%	1,300,000	100%	0	0%
	- PRINTER	500,000		500,000	100%		0%	500,000	100%	0	0%
	- KOMPUTER	800,000		800,000	100%		0%	800,000	100%	0	0%
	>> POLSEK JEREWEH	1,300,000		1,300,000	100%	0	0%	1,300,000	100%	0	0%
	- PRINTER	500,000		500,000	100%		0%	500,000	100%	0	0%
	- KOMPUTER	800,000		800,000	100%		0%	800,000	100%	0	0%
	> PERBAIKAN PERALATAN KANTOR (POLSEK) 3 POLSEK PRA RURAL	3,250,000		3,250,000	100%	0	0%	3,250,000	100%	0	0%
	>> POLSEK BRANG REA	1,300,000		1,300,000	100%	0	0%	1,300,000	100%	0	0%
	- PRINTER	500,000		500,000	100%		0%	500,000	100%	0	0%
	- KOMPUTER	800,000		800,000	100%		0%	800,000	100%	0	0%
	>> POLSEK KP3 TANO	650,000		650,000	100%	0	0%	650,000	100%	0	0%
	- PRINTER	250,000		250,000	100%		0%	250,000	100%	0	0%
	- KOMPUTER	400,000		400,000	100%		0%	400,000	100%	0	0%
	>> POLSEK SEKONGKANG	1,300,000		1,300,000	100%	0	0%	1,300,000	100%	0	0%
	- PRINTER	500,000		500,000	100%		0%	500,000	100%	0	0%
	- KOMPUTER	800,000		800,000	100%		0%	800,000	100%	0	0%
	> PERBAIKAN PERALATAN KANTOR (POLSEK)1 POLSEK URBAN	1,950,000		1,300,000	67%	0	0%	1,300,000	67%	650,000	33%
	>> POLSEK MALUK	1,950,000		1,300,000	67%	0	0%	1,300,000	67%	650,000	33%
	- PRINTER	750,000		500,000	67%		0%	500,000	67%	250,000	33%
	- KOMPUTER	1,200,000		800,000	67%		0%	800,000	67%	400,000	33%
BO	BIAYA LISTRIK	239,495,000		146,081,000	61%	21,193,000	9%	167,274,000	70%	72,221,000	30%

522111	Belanja Langganan Listrik	239,495,000		146,081,000	61%	21,193,000	9%	167,274,000	70%	72,221,000	30%
	- Biaya Listrik	239,495,000		146,081,000	61%	21,193,000	9%	167,274,000	70%	72,221,000	30%
BQ	BIAYA AIR	40,392,000		4,587,000	11%	13,324,000	33%	17,911,000	44%	22,481,000	56%
522113	Belanja Langganan Air	40,392,000		4,587,000	11%	13,324,000	33%	17,911,000	44%	22,481,000	56%
	- Biaya Air	40,392,000		4,587,000	11%	13,324,000	33%	17,911,000	44%	22,481,000	56%
CL	DUKUNGAN BMP	767,788,000		192,746,000	25%	184,654,000	24%	377,400,000	49%	390,388,000	51%
523123	Belanja Barang Persediaan Pemeliharaan Peralatan dan Mesin	767,788,000		192,746,000	25%	184,654,000	24%	377,400,000	49%	390,388,000	51%
	> KENDARAAN OPSNAL	586,920,000		143,614,000	24%	143,614,000	24%	287,228,000	49%	299,692,000	51%
	- R6 HSD / BIO SOLAR [3 UNIT x 6 LITER x 365 HARI]	91,980,000		22,680,000	25%	22,680,000	25%	45,360,000	49%	46,620,000	51%
	- R4 PERTAMAX [4 UNIT x 8 LITER x 365 HARI]	116,800,000		21,600,000	18%	21,600,000	18%	43,200,000	37%	73,600,000	63%
	- R4 HSD/BIO SOLAR [4 UNIT x 6 LITER x 365 HARI]	122,640,000		30,240,000	25%	30,240,000	25%	60,480,000	49%	62,160,000	51%
	- R2 PERTAMAX [35 UNIT x 2 LITER x 365 HARI]	255,500,000		69,094,000	27%	69,094,000	27%	138,188,000	54%	117,312,000	46%
	> KENDARAAN NON OPSNAL	164,908,000		41,040,000	25%	41,040,000	25%	82,080,000	50%	82,828,000	50%
	- R6 HSD / BIO SOLAR [5 UNIT x 5 LITER x 194 HARI]	67,900,000		16,800,000	25%	16,800,000	25%	33,600,000	49%	34,300,000	51%
	- R4 PERTAMAX [5 UNIT x 4 LITER x 179 HARI]	35,800,000		9,000,000	25%	9,000,000	25%	18,000,000	50%	17,800,000	50%
	- R4 HSD/BIO SOLAR [6 UNIT x 3 LITER x 179 HARI]	45,108,000		11,340,000	25%	11,340,000	25%	22,680,000	50%	22,428,000	50%
	- R2 PERTAMAX [5 UNIT x 2 LITER x 161 HARI]	16,100,000		3,900,000	24%	3,900,000	24%	7,800,000	48%	8,300,000	52%
	> DUKUNGAN BBM OPERASI KEPOLISIAN TERPUSAT TA. 2019	15,960,000		8,092,000	51%	0	0%	8,092,000	51%	7,868,000	49%
	>> DUKUNGAN BBM OPERASI RAMADNIYA TA. 2018	3,976,000		3,976,000	100%	0	0%	3,976,000	100%	0	0%
	- R6 HSD / BIO SOLAR [1 UNIT x 6 LITER x 16 HARI]	1,344,000		1,344,000	100%	0	0%	1,344,000	100%	0	0%
	- R4 HSD / BIO SOLAR [2 UNIT x 6 LITER x 16 HARI]	2,632,000		2,632,000	100%	0	0%	2,632,000	100%	0	0%
	>> DUKUNGAN BBM OPERASI LILIN GATARIN TA. 2019	3,360,000		0	0%	0	0%	0	0%	3,360,000	100%
	- R6 HSD / BIO SOLAR [1 UNIT x 8 LITER x 10 HARI]	1,120,000		0	0%	0	0%	0	0%	1,120,000	100%
	- R4 HSD / BIO SOLAR [2 UNIT x 8 LITER x 10 HARI]	2,240,000		0	0%	0	0%	0	0%	2,240,000	100%
	>> DUKUNGAN BBM OPERASI PEKAT GATARIN TA. 2019	4,116,000		4,116,000	100%	0	0%	4,116,000	100%	0	0%
	- R6 HSD / BIO SOLAR [1 UNIT x 7 LITER x 14 HARI]	1,372,000		1,372,000	100%	0	0%	1,372,000	100%	0	0%
	- R4 HSD / BIO SOLAR [2 UNIT x 7 LITER x 14 HARI]	2,744,000		2,744,000	100%	0	0%	2,744,000	100%	0	0%
	>> DUKUNGAN BBM OPERASI JARAN GATARIN TA. 2019	2,940,000		0	0%	0	0%	0	0%	2,940,000	100%
	- R6 HSD / BIO SOLAR [1 UNIT x 5 LITER x 14 HARI]	980,000		0	0%	0	0%	0	0%	980,000	100%
	- R4 HSD / BIO SOLAR [2 UNIT x 5 LITER x 14 HARI]	1,960,000		0	0%	0	0%	0	0%	1,960,000	100%
	>> DUKUNGAN BBM OPERASI ANTIK GATARIN TA. 2019	1,568,000		0	0%	0	0%	0	0%	1,568,000	100%
	- R6 HSD / BIO SOLAR [1 UNIT x 4 LITER x 14 HARI]	784,000		0	0%	0	0%	0	0%	784,000	100%
	- R4 HSD / BIO SOLAR [1 UNIT x 4 LITER x 14 HARI]	784,000		0	0%	0	0%	0	0%	784,000	100%
003	Dukungan Operasional Pertahanan dan Keamanan	1,075,423,000		314,718,000	29%	253,723,000	24%	568,441,000	53%	506,982,000	47%
AT	PEMELIHARAAN GEDUNG KHUSUS	15,000,000		7,800,000	52%	1,200,000	8%	9,000,000	60%	6,000,000	40%
523111	Beban Pemeliharaan Gedung dan Bangunan	15,000,000		7,800,000	52%	1,200,000	8%	9,000,000	60%	6,000,000	40%
	- PERAWATAN GEDUNG LANTAS (SATPAS PELAYANAN SIM DAN BPK)	15,000,000		7,800,000	52%	1,200,000	8%	9,000,000	60%	6,000,000	40%
AZ	PEMELIHARAAN KENDARAAN BERMOTOR RODA 4 (LANTAS POLRES)	48,690,000		29,814,000	61%	4,469,000	9%	34,283,000	70%	14,407,000	30%
523121	Beban Pemeliharaan Peralatan dan Mesin	48,690,000		29,814,000	61%	4,469,000	9%	34,283,000	70%	14,407,000	30%
	- SEDAN PATROLI PATWAL	15,000,000		10,938,000	73%	0	0%	10,938,000	73%	4,062,000	27%
	- ISUZU PANTHER	9,000,000		0	0%	0	0%	0	0%	9,000,000	100%
	- L-200	6,690,000		5,469,000	82%	0	0%	5,469,000	82%	1,221,000	18%
	- MITSUBSHI STRADA	9,000,000		4,469,000	50%	4,469,000	50%	8,938,000	99%	62,000	1%
	- FORD RANGER	9,000,000		8,938,000	99%	0	0%	8,938,000	99%	62,000	1%
BB	PEMELIHARAAN KENDARAAN BERMOTOR RODA 2 (LANTAS POLRES)	31,550,000		18,930,000	60%	3,810,000	12%	22,740,000	72%	8,810,000	28%

523121	Beban Pemeliharaan Peralatan dan Mesin	31,550,000		18,930,000	60%	3,810,000	12%	22,740,000	72%	8,810,000	28%
	- YAMAHA SCORPIO 225 CC	19,050,000		16,430,000	86%		0%	16,430,000	86%	2,620,000	14%
	- YAMAHA RX KING	5,000,000		0	0%	3810000	76%	3,810,000	76%	1,190,000	24%
	- HONDA CS 1	5,000,000		0	0%		0%	0	0%	5,000,000	100%
	- HONDA REVO	2,500,000		2,500,000	100%		0%	2,500,000	100%	0	0%
BJ	PEMELIHARAAN PERALATAN FUNGSIONAL (POLRES)	5,670,000		5,670,000	100%	0	0%	5,670,000	100%	0	0%
523121	Beban Pemeliharaan Peralatan dan Mesin	5,670,000		5,670,000	100%		0%	5,670,000	100%	0	0%
	- HAR KOMPUTER SAT INTELKAM POLRES	730,000		730,000	100%		0%	730,000	100%	0	0%
	- HAR KOMPUTER SKCK ONLINE	730,000		730,000	100%		0%	730,000	100%	0	0%
	- HAR PRINTER SKCK ONLINE	610,000		610,000	100%		0%	610,000	100%	0	0%
	- HAR JARINGAN SKCK ONLINE	3,600,000		3,600,000	100%		0%	3,600,000	100%	0	0%
BK	PEMELIHARAAN PERALATAN FUNGSIONAL (POLSEK)	5,110,000		5,110,000	100%	0	0%	5,110,000	100%	0	0%
523121	Beban Pemeliharaan Peralatan dan Mesin	5,110,000		5,110,000	100%	0	0%	5,110,000	100%	0	0%
	- POLSEK MALUK (HAR KOMPUTER UNIT INTELKAM)	730,000		730,000	100%		0%	730,000	100%	0	0%
	- POLSEK TALIWANG (HAR KOMPUTER UNIT INTELKAM)	730,000		730,000	100%		0%	730,000	100%	0	0%
	- POLSEK SETELUK (HAR KOMPUTER UNIT INTELKAM)	730,000		730,000	100%		0%	730,000	100%	0	0%
	- POLSEK JERWEH (HAR KOMPUTER UNIT INTELKAM)	730,000		730,000	100%		0%	730,000	100%	0	0%
	- POLSEK BRANG REA (HAR KOMPUTER UNIT INTELKAM)	730,000		730,000	100%		0%	730,000	100%	0	0%
	- POLSEK SEKONGKANG (HAR KOMPUTER UNIT INTELKAM)	730,000		730,000	100%		0%	730,000	100%	0	0%
	- POLSEK KP3 TANO (HAR KOMPUTER INTELKAM)	730,000		730,000	100%		0%	730,000	100%	0	0%
CL	PENGADAAN BMP	969,403,000		247,394,000	26%	244,244,000	25%	491,638,000	51%	477,765,000	49%
523123	Belanja Barang Persediaan Pemeliharaan Peralatan dan Mesin	969,403,000		247,394,000	26%	244,244,000	25%	491,638,000	51%	477,765,000	49%
	> DUKUNGAN BBM DAN BMP OPERASIONAL FUNGSI LANTAS	284,700,000		75,067,000	26%	75,067,000	26%	150,134,000	53%	134,566,000	47%
	- R4 PERTAMAX [2 UNIT x 12 LITER x 365 HARI]	87,600,000		23,222,000	27%	23,222,000	27%	46,444,000	53%	41,156,000	47%
	- R4 HSD/BIO SOLAR [3 UNIT x 10 LITER x 365 HARI]	153,300,000		39,423,000	26%	39,423,000	26%	78,846,000	51%	74,454,000	49%
	- R2 PERTAMAX [4 UNIT x 3 LITER x 365 HARI]	43,800,000		12,422,000	28%	12,422,000	28%	24,844,000	57%	18,956,000	43%
	> DUKUNGAN BBM OPERASI KEPOLISIAN FUNGSI LANTAS	7,994,000		3,150,000	39%	0	0%	3,150,000	39%	4,844,000	61%
	>> OPERASI ZEBRA	2,184,000		0	0%	0	0%	0	0%	2,184,000	100%
	- R4 PERTAMAX [2 UNIT x 3 LITER x 14 HARI]	840,000		0	0%		0%	0	0%	840,000	100%
	- R4 HSD/BIO SOLAR [1 UNIT x 4 LITER x 14 HARI]	784,000		0	0%		0%	0	0%	784,000	100%
	- R2 PERTAMAX [2 UNIT x 2 LITER x 14 HARI]	560,000		0	0%		0%	0	0%	560,000	100%
	>> OPERASI SIMPATIK	3,150,000		3,150,000	100%	0	0%	3,150,000	100%	0	0%
	- R4 PERTAMAX [1 UNIT x 4 LITER x 21 HARI]	840,000		840,000	100%		0%	840,000	100%	0	0%
	- R4 HSD/BIO SOLAR [1 UNIT x 5 LITER x 21 HARI]	1,470,000		1,470,000	100%		0%	1,470,000	100%	0	0%
	- R2 PERTAMAX [2 UNIT x 2 LITER x 21 HARI]	840,000		840,000	100%		0%	840,000	100%	0	0%
	>> OPERASI PATUH	2,660,000		0	0%	0	0%	0	0%	2,660,000	100%
	- R4 PERTAMAX [1 UNIT x 4 LITER x 14 HARI]	560,000		0	0%		0%	0	0%	560,000	100%
	- R4 HSD/BIO SOLAR [1 UNIT x 5 LITER x 14 HARI]	980,000		0	0%		0%	0	0%	980,000	100%
	- R2 PERTAMAX [2 UNIT x 4 LITER x 14 HARI]	1,120,000		0	0%		0%	0	0%	1,120,000	100%
	> DUKUNGAN BBM DILUAR FUNGSI LANTAS	676,709,000		169,177,000	25%	169,177,000	25%	338,354,000	50%	338,355,000	50%
	- R4 KA DAN WAKA (PERTAMAX) [2 UNIT x 15 LITER x 365 HARI]	109,500,000		27,375,000	25%	27,375,000	25%	54,750,000	50%	54,750,000	50%
	- R4 MITSUBISHI KUDA BAG REN (PERTAMAX) [1 UNIT x 5 LITER x 365]	18,250,000		4,562,500	25%	4,562,500	25%	9,125,000	50%	9,125,000	50%
	- SPEED BOAT (PERTAMAX) [1 UNIT x 2 LITER x 365 HARI]	7,300,000		1,825,000	25%	1,825,000	25%	3,650,000	50%	3,650,000	50%
	- R2 BHABINKAMTIBMAS (PERTAMAX) [64 UNIT x 1 LITER x 182 HARI]	116,480,000		29,120,000	25%	29,120,000	25%	58,240,000	50%	58,240,000	50%
	- R4 TAHANAN (PERTAMAX) [1 UNIT x 5 LITER x 345 HARI]	17,250,000		4,312,500	25%	4,312,500	25%	8,625,000	50%	8,625,000	50%

	- R2 SABHARA (PERTAMAX) [20 UNIT x 5 LITER x 365 HARI]	365,000,000		91,250,000	25%	91,250,000	25%	182,500,000	50%	182,500,000	50%
	- AWC SOLAR (SOLAR) [2 UNIT x 5 LITER x 180 HARI]	24,629,000		6,157,000	25%	6,157,000	25%	12,314,000	50%	12,315,000	50%
	- R4 AMBULANCE [1 UNIT x 10 LITER x 183 HARI]	18,300,000		4,575,000	25%	4,575,000	25%	9,150,000	50%	9,150,000	50%
5062	Pengembangan Fasilitas dan Kontruksi Polri	12,224,574,000		1,438,393,921	12%	2,380,219,500	19%	3,818,613,421	31%	8,405,960,579	69%
5062.002	Pemenuhan bangunan Markas Komando (Mako)[Base Line]	2,184,544,000		700,413,126	32%	0	0%	700,413,126	32%	1,484,130,874	68%
075	Pembangunan Gedung Kantor	2,184,544,000		700,413,126	32%	0	0%	700,413,126	32%	1,484,130,874	68%
SM	PEMBANGUNAN GEDUNG KANTOR	2,184,544,000		700,413,126	32%	0	0%	700,413,126	32%	1,484,130,874	68%
533111	Belanja Modal Gedung dan Bangunan	2,184,544,000		700,413,126	32%	0	0%	700,413,126	32%	1,484,130,874	68%
	> PEMBANGUNAN MAKO POLSEK POTO TANO T 305	2,184,544,000		700,413,126	32%	0	0%	700,413,126	32%	1,484,130,874	68%
	- KONTRUKSI	1,990,747,000		596,771,126	30%	0	0%	596,771,126	30%	1,393,975,874	70%
	- PERENCANAAN KONTRUKSI	46,285,000		45,280,000	98%	0	0%	45,280,000	98%	1,005,000	2%
	- PENGAWASAN KONTRUKSI	63,900,000		13,000,000	20%	0	0%	13,000,000	20%	50,900,000	80%
	- PENGELOLAAN PROYEK	83,612,000		45,362,000	54%	0	0%	45,362,000	54%	38,250,000	46%
5062.003	Pemenuhan rumah dinas, asrama, dan mes[Base Line]	10,040,030,000		737,980,795	7%	2,380,219,500	24%	3,118,200,295	31%	6,921,829,705	69%
076	Pembangunan rumah Dinas	10,040,030,000		737,980,795	7%	2,380,219,500	24%	3,118,200,295	31%	6,921,829,705	69%
SR	PEMBANGUNAN RUMAH KHUSUS	1,476,606,000		490,413,295	33%	0	0%	490,413,295	33%	986,192,705	67%
533111	Belanja Modal Gedung dan Bangunan	1,476,606,000		490,413,295	33%	0	0%	490,413,295	33%	986,192,705	67%
	> PEMBANGUNAN RUMDIN POLSEK POTO TANO T. 54	340,185,000		115,829,826	34%	0	0%	115,829,826	34%	224,355,174	66%
	- KONTRUKSI	289,260,000		82,816,826	29%	0	0%	82,816,826	29%	206,443,174	71%
	- PERENCANAAN KONTRUKSI	9,879,000		9,663,000	98%	0	0%	9,663,000	98%	216,000	2%
	- PENGAWASAN KONTRUKSI	12,120,000		5,300,000	44%	0	0%	5,300,000	44%	6,820,000	56%
	- PENGELOLAAN PROYEK	28,926,000		18,050,000	62%	0	0%	18,050,000	62%	10,876,000	38%
	> PEMBANGUNAN RUMDIN POLSEK SETELUK T 54	340,185,000		123,111,388	36%	0	0%	123,111,388	36%	217,073,612	64%
	- KONTRUKSI	289,260,000		85,242,888	29%	0	0%	85,242,888	29%	204,017,112	71%
	- PERENCANAAN KONTRUKSI	9,879,000		9,718,500	98%	0	0%	9,718,500	98%	160,500	2%
	- PENGAWASAN KONTRUKSI	12,120,000		10,000,000	83%	0	0%	10,000,000	83%	2,120,000	17%
	- PENGELOLAAN PROYEK	28,926,000		18,150,000	63%	0	0%	18,150,000	63%	10,776,000	37%
	> PEMBANGUNAN RUMDIN POLSEK SETELUK T 36	796,236,000		251,472,081	32%	0	0%	251,472,081	32%	544,763,919	68%
	- KONTRUKSI	749,272,000		223,256,081	30%	0	0%	223,256,081	30%	526,015,919	70%
	- PERENCANAAN KONTRUKSI	14,014,000		13,651,000	97%	0	0%	13,651,000	97%	363,000	3%
	- PENGAWASAN KONTRUKSI	9,110,000		0	0%	0	0%	0	0%	9,110,000	100%
	- PENGELOLAAN PROYEK	23,840,000		14,565,000	61%	0	0%	14,565,000	61%	9,275,000	39%
SS	PEMBANGUNAN RUMAH SUSUN	8,563,424,000		247,567,500	3%	2,380,219,500	28%	2,627,787,000	31%	5,935,637,000	69%
533111	Belanja Modal Gedung dan Bangunan	8,563,424,000		247,567,500	3%	2,380,219,500	28%	2,627,787,000	31%	5,935,637,000	69%
	> PEMBANGUNAN RUSUNAWA T 36, 40 KK 2 LANTAI	8,563,424,000		247,567,500	3%	2,380,219,500	28%	2,627,787,000	31%	5,935,637,000	69%
	- FASUM	593,395,000		0	0%	0	0%	0	0%	593,395,000	100%
	- KONTRUKSI	7,417,440,000		0	0%	2364000000	32%	2,364,000,000	32%	5,053,440,000	68%
	- PERENCANAAN KONTRUKSI	243,287,000		227,067,500	93%	16,219,500	7%	243,287,000	100%	0	0%
	- PENGAWASAN KONTRUKSI	168,373,000		0	0%	0	0%	0	0%	168,373,000	100%
	- PENGELOLAAN PROYEK	140,929,000		20,500,000	15%	0	0%	20,500,000	15%	120,429,000	85%
	JUMLAH	15,272,971,000		2,628,143,921	17%	2,977,175,500	19%	5,605,319,421	37%	9,667,651,579	63%

MENGETAHUI
KEPALA KEPOLISIAN RESOR SUMBAWA BARAT



MUSTOFA, SIK, MH
AKBP NRP 76101096

Taliwang, Agustus 2019
PS. KABAG REN

SIDIK PRIA MURSITA, SH
AIPTU NRP 76120526

REKAPITULASI PENYERAPAN ANGGARAN RUTIN
SATKER : POLRES SUMBAWA BARAT
BULAN : Juli 2019

	PROGRAM KEGIATAN	PAGU / DIPA	ANGGRAN SETELAH REVISI	REALISASI S/D		REALISASI BLN INI		REALISASI S/D		SISA ANGGARAN	
				BLN LALU	%		%	BLN INI	%		%
060.01.03	Program Pengawasan dan Peningkatan Akuntabilitas Aparatur Polri	97,344,000		56,356,000	58%	0	0%	56,356,000	58%	40,988,000	42%
3087	Dukungan Manajemen dan Teknis Pengawasan Umum dan Pemuliaan Profesi dan	2,700,000		1,350,000	50%	0	0%	1,350,000	50%	1,350,000	50%
3087.994	Layanan Perkantoran[Base Line]	2,700,000		1,350,000	50%	0	0%	1,350,000	50%	1,350,000	50%
003	Dukungan Operasional Pertahanan dan Keamanan	2,700,000		1,350,000	50%	0	0%	1,350,000	50%	1,350,000	50%
IZ	QUICK WINS	2,700,000		1,350,000	50%	0	0%	1,350,000	50%	1,350,000	50%
521119	Belanja Barang Operasional Lainnya	2,700,000		1,350,000	50%	0	0%	1,350,000	50%	1,350,000	50%
	> PENDUKUNG QUICK WINS PROGRAM VI	2,700,000		1,350,000	50%	0	0%	1,350,000	50%	1,350,000	50%
	>> POLISI SEBAGAI PENGGERAK REVOLUSI MENTAL DAN PELOPOR TER	2,700,000		1,350,000	50%	0	0%	1,350,000	50%	1,350,000	50%
	>> PENGAWASAN UMUM DAN PEMULIAAN PROFESI DAN PENGAMANAN	2,700,000		1,350,000	50%	0	0%	1,350,000	50%	1,350,000	50%
	>> Rapat Kordinasi	2,700,000		1,350,000	50%	0	0%	1,350,000	50%	1,350,000	50%
	- Makan [15 ORG x 1 KALI x 4 GIAT]	1,800,000		900,000	50%	0	0%	900,000	50%	900,000	50%
	- Snack [15 ORG x 1 KALI x 4 GIAT]	900,000		450,000	50%	0	0%	450,000	50%	450,000	50%
3088	Pertanggungjawaban Profesi	16,500,000		11,020,000	67%	0	0%	11,020,000	67%	5,480,000	33%
3088.005	Penegakan Kode Etik Profesi[Base Line]	16,500,000		11,020,000	67%	0	0%	11,020,000	67%	5,480,000	33%
003	Dukungan Operasional Pertahanan dan Keamanan	16,500,000		11,020,000	67%	0	0%	11,020,000	67%	5,480,000	33%
DC	PENEGAKAN HUKUM ANGGOTA/PNS POLRI (SIDANG DISIPLIN/KODE ETIK)	16,500,000		11,020,000	67%	0	0%	11,020,000	67%	5,480,000	33%
521119	Belanja Barang Operasional Lainnya	16,500,000		11,020,000	67%	0	0%	11,020,000	67%	5,480,000	33%
	> PEMERIKSAAN/PEMBERKASAN TERHADAP DUGAAN PELANGGARAN KO	5,540,000		2,770,000	50%	0	0%	2,770,000	50%	2,770,000	50%
	- MAKAN [3 ORG x 3 HARI x 2 KALI]	846,000		423,000	50%	0	0%	423,000	50%	423,000	50%
	- UANG SAKU [3 ORG x 3 HARI x 2 KALI]	1,800,000		900,000	50%	0	0%	900,000	50%	900,000	50%
	- ADMINISTRASI PEMBERKASAN	2,594,000		1,297,000	50%	0	0%	1,297,000	50%	1,297,000	50%
	- GELAR HASIL AUDIT (SNACK) [10 ORG x 2 KALI]	300,000		150,000	50%	0	0%	150,000	50%	150,000	50%
	> SIDANG KOMISI KODE ETIK POLRI	10,960,000		8,250,000	75%	0	0%	8,250,000	75%	2,710,000	25%
	>> KONSUMSI PESERTA SIDANG	2,600,000		1,300,000	50%	0	0%	1,300,000	50%	1,300,000	50%
	- MAKAN [20 ORG x 1 HARI x 2 KALI]	1,880,000		940,000	50%	0	0%	940,000	50%	940,000	50%
	- SNACK [20 ORG x 1 HARI x 2 KALI]	720,000		360,000	50%	0	0%	360,000	50%	360,000	50%
	>> PELAKSANAAN SIDANG KKEP	7,400,000		6,250,000	84%	0	0%	6,250,000	84%	1,150,000	16%
	- KETUA [1 ORG x 1 HARI x 2 KALI]	900,000		450,000	50%	0	0%	450,000	50%	450,000	50%
	- WAKIL KETUA [1 ORG x 1 HARI x 2 KALI]	700,000		350,000	50%	0	0%	350,000	50%	350,000	50%
	- ANGGOTA KOMISI [1 ORG x 1 HARI x 2 KALI]	700,000		350,000	50%	0	0%	350,000	50%	350,000	50%
	- SEKRETARIS [2 ORG x 1 HARI x 2 KALI]	1,200,000		1,200,000	100%	0	0%	1,200,000	100%	0	0%
	- PENDAMPING [2 ORG x 1 HARI x 2 KALI]	1,200,000		1,200,000	100%	0	0%	1,200,000	100%	0	0%
	- PENUNTUT [2 ORG x 1 HARI x 2 KALI]	1,200,000		1,200,000	100%	0	0%	1,200,000	100%	0	0%
	- PETUGAS PENGAWAL TERDUGA PELANGGAR [2 ORG x 1 HARI x 2 K	1,000,000		1,000,000	100%	0	0%	1,000,000	100%	0	0%

	- ROHANIWAN [1 ORG x 1 HARI x 2 KALI]	500,000		500,000	100%		0%	500,000	100%	0	0%
	>> ADMINISTRASI SIDANG	960,000		700,000	73%	0	0%	700,000	73%	260,000	27%
	- ADM	960,000		700,000	73%		0%	700,000	73%	260,000	27%
3089	Penyelenggaraan Pengamanan Internal Polri	7,400,000		2,114,000	29%	0	0%	2,114,000	29%	5,286,000	71%
3089.002	Layanan Penyelidikan Pelanggaran Pegawai Pada Polri[Base Line]	7,400,000		2,114,000	29%	0	0%	2,114,000	29%	5,286,000	71%
003	Dukungan Operasional Pertahanan dan Keamanan	7,400,000		2,114,000	29%	0	0%	2,114,000	29%	5,286,000	71%
DD	PENGAWASAN DAN PEMBINAAN	7,400,000		2,114,000	29%	0	0%	2,114,000	29%	5,286,000	71%
521119	Belanja Barang Operasional Lainnya	7,400,000		2,114,000	29%	0	0%	2,114,000	29%	5,286,000	71%
	> BIAYA PENYELIDIKAN PAMINAL DI TINGKAT KEWILAYAHAN	4,250,000		414,000	10%	0	0%	414,000	10%	3,836,000	90%
	- PULSA ANGGOTA [1 ORG x 7 HARI]	700,000		0	0%		0%	0	0%	700,000	100%
	- PEMBERKASAN [1 ORG x 7 LAP]	1,450,000		414,000	29%		0%	414,000	29%	1,036,000	71%
	>> SARANA KONTAK :	2,100,000		0	0%	0	0%	0	0%	2,100,000	100%
	- PULSA JARINGAN [1 ORG x 7 HARI]	700,000		0	0%		0%	0	0%	700,000	100%
	- TRANSPORTASI JARINGAN [1 ORG x 7 HARI]	700,000		0	0%		0%	0	0%	700,000	100%
	- MAKAN JARINGAN [1 ORG x 7 HARI]	700,000		0	0%		0%	0	0%	700,000	100%
	> PEMBINAAN PENGAMANAN KEPOLISIAN	3,150,000		1,700,000	54%	0	0%	1,700,000	54%	1,450,000	46%
	- UANG SAKU [1 ORG x 7 HARI]	700,000		0	0%		0%	0	0%	700,000	100%
	- MAKAN [1 ORG x 7 HARI]	1,050,000		300,000	29%		0%	300,000	29%	750,000	71%
	- UANG TRANSPORT [7 ORG x 2 PP]	1,400,000		1,400,000	100%		0%	1,400,000	100%	0	0%
3090	Penegakan Tata tertib dan Disiplin Polri	13,000,000		13,000,000	100%	0	0%	13,000,000	100%	0	0%
3090.002	Penegakan Disiplin dan Ketertiban[Base Line]	13,000,000		13,000,000	100%	0	0%	13,000,000	100%	0	0%
003	Dukungan Operasional Pertahanan dan Keamanan	13,000,000		13,000,000	100%	0	0%	13,000,000	100%	0	0%
DB	SIDANG DISIPLIN	13,000,000		13,000,000	100%	0	0%	13,000,000	100%	0	0%
521119	Belanja Barang Operasional Lainnya	13,000,000		13,000,000	100%	0	0%	13,000,000	100%	0	0%
	> BIAYA PEMERIKSAAN SAMPAI DENGAN PEMBERKASAN	4,600,000		4,600,000	100%	0	0%	4,600,000	100%	0	0%
	- ADMINISTRASI PEMBERKASAN	3,200,000		3,200,000	100%		0%	3,200,000	100%	0	0%
	- UANG SAKU PEMERIKSA [1 ORG x 2 HARI x 7 KALI]	1,400,000		1,400,000	100%		0%	1,400,000	100%	0	0%
	> SIDANG DISIPLIN	8,400,000		8,400,000	100%	0	0%	8,400,000	100%	0	0%
	>>PELAKSANAAN SIDANG :	8,400,000		8,400,000	100%	0	0%	8,400,000	100%	0	0%
	- PIMPINAN SIDANG [1 ORG x 1 HARI x 7 KALI]	1,750,000		1,750,000	100%		0%	1,750,000	100%	0	0%
	- PENDAMPING PIMPINAN SIDANG [2 ORG x 1 HARI x 7 KALI]	2,100,000		2,100,000	100%		0%	2,100,000	100%	0	0%
	- SEKRETARIS PIMPINAN SIDANG [1 ORG x 1 HARI x 7 KALI]	875,000		875,000	100%		0%	875,000	100%	0	0%
	- PENUNTUT SIDANG [1 ORG x 1 HARI x 7 KALI]	875,000		875,000	100%		0%	875,000	100%	0	0%
	- PETUGAS PENGAWAL SIDANG [2 ORG x 1 HARI x 7 KALI]	1,400,000		1,400,000	100%		0%	1,400,000	100%	0	0%
	- ROHANIWAN SIDANG [1 ORG x 1 HARI x 7 KALI]	350,000		350,000	100%		0%	350,000	100%	0	0%
	- ADM SIDANG DISIPLIN	1,050,000		1,050,000	100%		0%	1,050,000	100%	0	0%
3091	Penyelenggaraan Pemeriksaan dan Pengawasan	57,744,000		28,872,000	50%	0	0%	28,872,000	50%	28,872,000	50%
3091.003	Pengawasan dan Pemeriksaan[Base Line]	57,744,000		28,872,000	50%	0	0%	28,872,000	50%	28,872,000	50%
003	Dukungan Operasional Pertahanan dan Keamanan	57,744,000		28,872,000	50%	0	0%	28,872,000	50%	28,872,000	50%
CU	PENYELENGGARAAN PEMERIKSAAN DAN PENGAWASAN	20,136,000		10,068,000	50%	0	0%	10,068,000	50%	10,068,000	50%
521119	Belanja Barang Operasional Lainnya	20,136,000		10,068,000	50%	0	0%	10,068,000	50%	10,068,000	50%
	> ADMINISTRASI KEGIATAN SUPERVISI/TINDAK LANJUT TEMUAN WASRIK	20,136,000		10,068,000	50%	0	0%	10,068,000	50%	10,068,000	50%
	- UANG SAKU [4 ORG x 5 HARI x 4 KALI]	6,400,000		3,200,000	50%		0%	3,200,000	50%	3,200,000	50%
	- MAKAN [4 ORG x 5 HARI x 4 KALI]	3,736,000		1,868,000	50%		0%	1,868,000	50%	1,868,000	50%
	- SNACK [4 ORG x 5 HARI x 4 KALI]	2,000,000		1,000,000	50%		0%	1,000,000	50%	1,000,000	50%

	- UANG TRANSPORT [4 ORG x 5 HARI x 4 KALI]	8,000,000		4,000,000	50%		0%	4,000,000	50%	4,000,000	50%
IZ	QUICK WINS	37,608,000		18,804,000	50%	0	0%	18,804,000	50%	18,804,000	50%
521119	Belanja Barang Operasional Lainnya	37,608,000		18,804,000	50%	0	0%	18,804,000	50%	18,804,000	50%
	PENDUKUNG QUICK WINS PROGRAM 6	37,608,000		18,804,000	50%	0	0%	18,804,000	50%	18,804,000	50%
	POLISI SEBAGAI PENGGERAK REVOLUSI MENTAL DAN PELOPOR TERTIB SOSIAL DI RUANG PUBLIK	37,608,000		18,804,000	50%	0	0%	18,804,000	50%	18,804,000	50%
	> KEGIATAN MONITORING DAN EVALUASI:	36,288,000		18,144,000	50%	0	0%	18,144,000	50%	18,144,000	50%
	- Uang Makan [6 ORG x 7 HR x 4 KALI]	8,400,000		4,200,000	50%		0%	4,200,000	50%	4,200,000	50%
	- Uang Saku [6 ORG x 7 HR x 4 KALI]	11,088,000		5,544,000	50%		0%	5,544,000	50%	5,544,000	50%
	- Transportasi [6 ORG x 7 HR x 4 KALI]	16,800,000		8,400,000	50%		0%	8,400,000	50%	8,400,000	50%
	> ADMINISTASI KEGIATAN MONEV:	1,320,000		660,000	50%	0	0%	660,000	50%	660,000	50%
	- Snack Rapat [6 ORG x 4 KALI]	384,000		192,000	50%		0%	192,000	50%	192,000	50%
	- Kertas HVS A4 [1 RIIM x 4 KALI]	160,000		80,000	50%		0%	80,000	50%	80,000	50%
	- Jilid [2 BUKU x 4 KALI]	40,000		20,000	50%		0%	20,000	50%	20,000	50%
	- Tinta Printer [1 BTL x 4 KALI]	360,000		180,000	50%		0%	180,000	50%	180,000	50%
	- FAOTOCOPY [470 LBR x 4 KALI]	376,000		188,000	50%		0%	188,000	50%	188,000	50%
	JUMLAH	97,344,000		56,356,000	58%	0	0%	56,356,000	58%	40,988,000	42%

MENGETAHUI
KEPALA KEPOLISIAN RESOR SUMBAWA BARAT


MUSTOFA, SIK, MH
AKBP NRP 76101096

Taliwang, Agustus 2019
PS. KABAG REN

SIDIK PRIA MURSITA, SH
AIPU NRP 76120526

REKAPITULASI PENYERAPAN ANGGARAN RUTIN
SATKER : POLRES SUMBAWA BARAT
BULAN : Juli 2019

	PROGRAM KEGIATAN	PAGU / DIPA	ANGGRAN SETELAH REVISI	REALISASI S/D BLN JALU		REALISASI BLN INI		REALISASI S/D BLN INI		SISA ANGGARAN	
060.01.07	Program Pengembangan Strategi Keamanan dan Ketertiban	1,340,059,000		685,066,000	51%	109,949,000	8%	795,015,000	59%	545,044,000	41%
3111	Dukungan Manajemen dan Teknis Strategi Keamanan dan Ketertiban	81,140,000		40,570,000	50%	2,495,000	3%	43,065,000	53%	38,075,000	47%
3111.994	Layanan Perkantoran[Base Line]	81,140,000		40,570,000	50%	2,495,000	3%	43,065,000	53%	38,075,000	47%
003	Dukungan Operasional Pertahanan dan Keamanan	81,140,000		40,570,000	50%	2,495,000	3%	43,065,000	53%	38,075,000	47%
B	HONOR PNBP	16,200,000		8,100,000	50%	0	0%	8,100,000	50%	8,100,000	50%
521115	Honor Operasional Satuan Kerja	16,200,000		8,100,000	50%	0	0%	8,100,000	50%	8,100,000	50%
	> HONOR SKCK POLRES	4,800,000		2,400,000	50%	0	0%	2,400,000	50%	2,400,000	50%
	- HONOR PEMBANTU BENDAHARA PENERIMA SKCK SAT INTELKAM P	2,400,000		1,200,000	50%	0	0%	1,200,000	50%	1,200,000	50%
	- HONOR PELAKSANA SKCK SAT INTELKAM POLRES [1 ORG x 12 BLN	2,400,000		1,200,000	50%	0	0%	1,200,000	50%	1,200,000	50%
	> HONOR PETUGAS PELAKSANA POLSEK :	11,400,000		5,700,000	50%	0	0%	5,700,000	50%	5,700,000	50%
	- POLSEK MALUK [1 ORG x 12 BLN]	2,400,000		1,200,000	50%	0	0%	1,200,000	50%	1,200,000	50%
	- POLSEK TALIWANG [1 ORG x 12 BLN]	1,800,000		900,000	50%	0	0%	900,000	50%	900,000	50%
	- POLSEK SETELUK [1 ORG x 12 BLN]	1,800,000		900,000	50%	0	0%	900,000	50%	900,000	50%
	- POLSEK JEREWEH [1 ORG x 12 BLN]	1,800,000		900,000	50%	0	0%	900,000	50%	900,000	50%
	- POLSEK BRANG REA [1 ORG x 12 BLN]	1,200,000		600,000	50%	0	0%	600,000	50%	600,000	50%
	- POLSEK SEKONGKANG [1 ORG x 12 BLN]	1,200,000		600,000	50%	0	0%	600,000	50%	600,000	50%
	- POLSEK KP3 TANO [1 ORG x 12 BLN]	1,200,000		600,000	50%	0	0%	600,000	50%	600,000	50%
BX	PENGADAAN PERALATAN DAN PERLENGKAPAN KANTOR (POLRES)	15,000,000		7,500,000	50%	1,250,000	8%	8,750,000	58%	6,250,000	42%
521811	Belanja Barang Persediaan Barang Konsumsi	15,000,000		7,500,000	50%	1,250,000	8%	8,750,000	58%	6,250,000	42%
	- ATK SKCK/KEPERLUAN PERKANTORAN INTELKAM	15,000,000		7,500,000	50%	1,250,000	8%	8,750,000	58%	6,250,000	42%
BY	PENGADAAN PERALATAN DAN PERLENGKAPAN KANTOR POLSEK (POLSEK)	35,000,000		17,500,000	50%	0	0%	17,500,000	50%	17,500,000	50%
521119	Belanja Barang Operasional Lainnya	35,000,000		17,500,000	50%	0	0%	17,500,000	50%	17,500,000	50%
	- ATK PERIJINAN SKCK UNIT INTELKAM POLSEK [7 SEK x 4 OT]	35,000,000		17,500,000	50%	0	0%	17,500,000	50%	17,500,000	50%
EO	DETEKSI KEGIATAN MASYARAKAT (POLRES)	1,200,000		600,000	50%	100,000	8%	700,000	58%	500,000	42%
521119	Belanja Barang Operasional Lainnya	1,200,000		600,000	50%	100,000	8%	700,000	58%	500,000	42%
	> DUK PULSA PDA POLRES (INTELEK-HELPDESK)	1,200,000		600,000	50%	100,000	8%	700,000	58%	500,000	42%
	- PULSA PDA [1 UNIT x 12 BLN]	1,200,000		600,000	50%	100,000	8%	700,000	58%	500,000	42%
EP	DETEKSI KEGIATAN MASYARAKAT (POLSEK)	13,740,000		6,870,000	50%	1,145,000	8%	8,015,000	58%	5,725,000	42%
521119	Belanja Barang Operasional Lainnya	13,740,000		6,870,000	50%	1,145,000	8%	8,015,000	58%	5,725,000	42%
	> PRODUK INTELIJEN	11,340,000		5,670,000	50%	945,000	8%	6,615,000	58%	4,725,000	42%
	- POLSEK MALUK	1,620,000		810,000	50%	135,000	8%	945,000	58%	675,000	42%
	- POLSEK TALIWANG	1,620,000		810,000	50%	135,000	8%	945,000	58%	675,000	42%
	- POLSEK JEREWEH	1,620,000		810,000	50%	135,000	8%	945,000	58%	675,000	42%
	- POLSEK SETELUK	1,620,000		810,000	50%	135,000	8%	945,000	58%	675,000	42%

	- POLSEK SEKONGKANG	1,620,000		810,000	50%	135,000	8%	945,000	58%	675,000	42%
	- POLSEK BRANG REA	1,620,000		810,000	50%	135,000	8%	945,000	58%	675,000	42%
	- POLSEK KP3 TANO	1,620,000		810,000	50%	135,000	8%	945,000	58%	675,000	42%
	> DUKUNGAN PULSA PDA (INTELK-HELPDESK) POLSEK	2,400,000		1,200,000	50%	200,000	8%	1,400,000	58%	1,000,000	42%
	- POLSEK TALIWANG [1 UNIT x 12 BLN]	1,200,000		600,000	50%	100,000	8%	700,000	58%	500,000	42%
	- POLSEK SETELUK [1 UNIT x 12 BLN]	1,200,000		600,000	50%	100,000	8%	700,000	58%	500,000	42%
3112	Analisis Keamanan	167,348,000		88,658,000	53%	12,635,000	8%	101,293,000	61%	66,055,000	39%
3112.001	Layanan Informasi Analisis Keamanan[Base Line]	167,348,000		88,658,000	53%	12,635,000	8%	101,293,000	61%	66,055,000	39%
003	Dukungan Operasional Pertahanan dan Keamanan	167,348,000		88,658,000	53%	12,635,000	8%	101,293,000	61%	66,055,000	39%
KQ	DETEKSI / DETEKSI AKSI (POLRES)	74,400,000		38,400,000	52%	6,000,000	8%	44,400,000	60%	30,000,000	40%
521119	Belanja Barang Operasional Lainnya	74,400,000		38,400,000	52%	6,000,000	8%	44,400,000	60%	30,000,000	40%
	> ANALISIS KEAMANAN	74,400,000		38,400,000	52%	6,000,000	8%	44,400,000	60%	30,000,000	40%
	- PRODUK ANALISIS INTELIJEN	74,400,000		38,400,000	52%	6,000,000	8%	44,400,000	60%	30,000,000	40%
KR	DETEKSI / DETEKSI AKSI (POLSEK)	92,948,000		50,258,000	54%	6,635,000	7%	56,893,000	61%	36,055,000	39%
521119	Belanja Barang Operasional Lainnya	92,948,000		50,258,000	54%	6,635,000	7%	56,893,000	61%	36,055,000	39%
	> PRODUK ANALISIS INTELIJEN (POLSEK)	92,948,000		50,258,000	54%	6,635,000	7%	56,893,000	61%	36,055,000	39%
	- POLSEK MALUK	23,750,000		12,350,000	52%	1,900,000	8%	14,250,000	60%	9,500,000	40%
	- POLSEK TALIWANG	24,700,000		13,300,000	54%	1,900,000	8%	15,200,000	62%	9,500,000	38%
	- POLSEK SETELUK	14,250,000		8,550,000	60%	950,000	7%	9,500,000	67%	4,750,000	33%
	- POLSEK JEREWEH	11,400,000		5,700,000	50%	950,000	8%	6,650,000	58%	4,750,000	42%
	- POLSEK BRANG REA	9,500,000		4,750,000	50%		0%	4,750,000	50%	4,750,000	50%
	- POLSEK SEKONGKANG	9,348,000		5,608,000	60%	935,000	10%	6,543,000	70%	2,805,000	30%
3114	Penyelenggaraan Strategi Keamanan dan Ketertiban Bidang Politik	231,895,000	231,895,000	117,012,000	50%	19,602,000	8%	136,614,000	59%	95,281,000	41%
3114.001	Informasi Deteksi Aksi Strategi Keamanan dan Ketertiban Bidang Politik[Base Lin	231,895,000	231,895,000	117,012,000	50%	19,602,000	8%	136,614,000	59%	95,281,000	41%
003	Dukungan Operasional Pertahanan dan Keamanan	231,895,000	231,895,000	117,012,000	50%	19,602,000	8%	136,614,000	59%	95,281,000	41%
EO	DETEKSI KEGIATAN MASYARAKAT (POLRES)	60,000,000	48,600,000	24,300,000	50%	4,050,000	8%	28,350,000	58%	20,250,000	42%
521119	Belanja Barang Operasional Lainnya	60,000,000	48,600,000	24,300,000	50%	4,050,000	8%	28,350,000	58%	20,250,000	42%
	> GIAT INTELIJEN / PULBAKET (POLRES)	60,000,000	48,600,000	24,300,000	50%	4,050,000	8%	28,350,000	58%	20,250,000	42%
	- GIAT PULBAKET [20 LAP x 12 BLN]	60,000,000	48,600,000	24,300,000	50%	4,050,000	8%	28,350,000	58%	20,250,000	42%
EP	DETEKSI KEGIATAN MASYARAKAT (POLSEK)	48,960,000		24,480,000	50%	4,080,000	8%	28,560,000	58%	20,400,000	42%
521119	Belanja Barang Operasional Lainnya	48,960,000		24,480,000	50%	4,080,000	8%	28,560,000	58%	20,400,000	42%
	> GIAT INTELIJEN / PULBAKET (POLSEK)	48,960,000		24,480,000	50%	4,080,000	8%	28,560,000	58%	20,400,000	42%
	- POLSEK MALUK [8 LAP x 12 BLN]	11,520,000		5,760,000	50%	960,000	8%	6,720,000	58%	4,800,000	42%
	- POLSEK TALIWANG [9 LAP x 12 BLN]	12,960,000		6,480,000	50%	1,080,000	8%	7,560,000	58%	5,400,000	42%
	- POLSEK SETELUK [6 LAP x 12 BLN]	8,640,000		4,320,000	50%	720,000	8%	5,040,000	58%	3,600,000	42%
	- POLSEK JEREWEH [4 LAP x 12 BLN]	5,760,000		2,880,000	50%	480,000	8%	3,360,000	58%	2,400,000	42%
	- POLSEK BRANG REA [3 LAP x 12 BLN]	4,320,000		2,160,000	50%	360,000	8%	2,520,000	58%	1,800,000	42%
	- POLSEK KP3 TANO [1 LAP x 12 BLN]	1,440,000		720,000	50%	120,000	8%	840,000	58%	600,000	42%
	- POLSEK SEKONGKANG [3 LAP x 12 BLN]	4,320,000		2,160,000	50%	360,000	8%	2,520,000	58%	1,800,000	42%
KQ	DETEKSI / DETEKSI AKSI (POLRES)	15,695,000	27,095,000	14,010,000	52%	2,335,000	9%	16,345,000	60%	10,750,000	40%
521119	Belanja Barang Operasional Lainnya	14,400,000	25,800,000	12,900,000	50%	2,150,000	8%	15,050,000	58%	10,750,000	42%
	- POLRES [2 ORG x 24 HARI]	14,400,000	25,800,000	12,900,000	50%	2,150,000	8%	15,050,000	58%	10,750,000	42%
521119	Belanja Barang Operasional Lainnya	1,295,000		1,110,000	86%	185,000	14%	1,295,000	100%	0	0%
	- PEMBUATAN INFOSUS	1,295,000		1,110,000	86%	185,000	14%	1,295,000	100%	0	0%
KR	DETEKSI / DETEKSI AKSI (POLSEK)	22,800,000		12,000,000	53%	2,100,000	9%	14,100,000	62%	8,700,000	38%

521119	Belanja Barang Operasional Lainnya	22,800,000		12,000,000	53%	2,100,000	9%	14,100,000	62%	8,700,000	38%
	> GIAT DETEKSI / LIDIK , PAM (POLSEK)	22,800,000		12,000,000	53%	2,100,000	9%	14,100,000	62%	8,700,000	38%
	- POLSEK MALUK [1 ORG x 12 HARI]	3,600,000		1,800,000	50%	300,000	8%	2,100,000	58%	1,500,000	42%
	- POLSEK TALIWANG [1 ORG x 28 HARI]	8,400,000		4,800,000	57%	600,000	7%	5,400,000	64%	3,000,000	36%
	- POLSEK SETELUK [1 ORG x 12 HARI]	3,600,000		1,800,000	50%	300,000	8%	2,100,000	58%	1,500,000	42%
	- POLSEK JEREWEH [1 ORG x 12 HARI]	3,600,000		1,800,000	50%	300,000	8%	2,100,000	58%	1,500,000	42%
	- POLSEK BRANG REA [1 ORG x 6 HARI]	1,800,000		900,000	50%	300,000	17%	1,200,000	67%	600,000	33%
	- POLSEK SEKONGKANG [1 ORG x 6 HARI]	1,800,000		900,000	50%	300,000	17%	1,200,000	67%	600,000	33%
KW	PEMBENTUKAN JARINGAN INTELIJEN	36,000,000		18,000,000	50%	3,000,000	8%	21,000,000	58%	15,000,000	42%
521119	Belanja Barang Operasional Lainnya	36,000,000		18,000,000	50%	3,000,000	8%	21,000,000	58%	15,000,000	42%
	> PEMBENTUKAN DAN PEMBINAAN JARINGAN INFORMASI (POLRES)	36,000,000		18,000,000	50%	3,000,000	8%	21,000,000	58%	15,000,000	42%
	- POLRES	36,000,000		18,000,000	50%	3,000,000	8%	21,000,000	58%	15,000,000	42%
LF	PENGGALANGAN INTELIJEN SASARAN PERORANGAN / INDIVIDU (POLRES)	15,096,000		7,548,000	50%	1,258,000	8%	8,806,000	58%	6,290,000	42%
521119	Belanja Barang Operasional Lainnya	15,096,000		7,548,000	50%	1,258,000	8%	8,806,000	58%	6,290,000	42%
	> DUKUNGAN PERORANGAN	9,456,000		4,728,000	50%	788,000	8%	5,516,000	58%	3,940,000	42%
	- UANG MAKAN AGEN [2 ORG x 2 HARI x 12 KALI]	2,016,000		1,008,000	50%	168,000	8%	1,176,000	58%	840,000	42%
	- UANG SAKU AGEN [2 ORG x 2 HARI x 12 KALI]	5,040,000		2,520,000	50%	420,000	8%	2,940,000	58%	2,100,000	42%
	- PULSA AGEN [2 ORG x 2 HARI x 12 KALI]	2,400,000		1,200,000	50%	200,000	8%	1,400,000	58%	1,000,000	42%
	> BELANJA BARANG NON OPERASIONAL LAINNYA	3,240,000		1,620,000	50%	270,000	8%	1,890,000	58%	1,350,000	42%
	>> SARANA KONTAK :	3,240,000		1,620,000	50%	270,000	8%	1,890,000	58%	1,350,000	42%
	- COVER / PENYAMARAN [2 ORG x 2 HARI x 12 KALI]	2,400,000		1,200,000	50%	200,000	8%	1,400,000	58%	1,000,000	42%
	- DOKUMENTASI [2 HARI x 12 KALI]	840,000		420,000	50%	70,000	8%	490,000	58%	350,000	42%
	> SERPAS	2,400,000		1,200,000	50%	200,000	8%	1,400,000	58%	1,000,000	42%
	- TRANSPORTASI AGEN [2 ORG x 2 HARI x 12 KALI]	2,400,000		1,200,000	50%	200,000	8%	1,400,000	58%	1,000,000	42%
LI	PENGGALANGAN INTELIJEN SASARAN KELOMPOK (POLRES)	33,344,000		16,674,000	50%	2,779,000	8%	19,453,000	58%	13,891,000	42%
521119	Belanja Barang Operasional Lainnya	33,344,000		16,674,000	50%	2,779,000	8%	19,453,000	58%	13,891,000	42%
	> DUKUNGAN PERORANGAN	21,276,000		10,638,000	50%	1,773,000	8%	12,411,000	58%	8,865,000	42%
	- UANG MAKAN AGEN [3 ORG x 3 HARI x 12 KALI]	4,536,000		2,268,000	50%	378,000	8%	2,646,000	58%	1,890,000	42%
	- UANG SAKU AGEN [3 ORG x 3 HARI x 12 KALI]	11,340,000		5,670,000	50%	945,000	8%	6,615,000	58%	4,725,000	42%
	- PULSA AGEN [3 ORG x 3 HARI x 12 KALI]	5,400,000		2,700,000	50%	450,000	8%	3,150,000	58%	2,250,000	42%
	> BELANJA BARANG NON OPERASIONAL LAINNYA	6,668,000		3,336,000	50%	556,000	8%	3,892,000	58%	2,776,000	42%
	>> SARANA KONTAK :	6,668,000		3,336,000	50%	556,000	8%	3,892,000	58%	2,776,000	42%
	- COVER / PENYAMARAN [3 ORG x 3 HARI x 12 KALI]	5,400,000		2,700,000	50%	450,000	8%	3,150,000	58%	2,250,000	42%
	- DOKUMENTASI [2 HARI x 12 KALI]	1,140,000		570,000	50%	95,000	8%	665,000	58%	475,000	42%
	- FOTO COPY	128,000		66,000	52%	11,000	9%	77,000	60%	51,000	40%
	> SERPAS	5,400,000		2,700,000	50%	450,000	8%	3,150,000	58%	2,250,000	42%
	- TRANSPORTASI AGEN [3 ORG x 3 HARI x 12 KALI]	5,400,000		2,700,000	50%	450,000	8%	3,150,000	58%	2,250,000	42%
3115	Penyelenggaraan Strategi Keamanan dan Ketertiban Bidang Ekonomi	186,895,000	186,895,000	95,592,000	51%	15,632,000	8%	111,224,000	60%	75,671,000	40%
3115.001	Informasi Deteksi Aksi Strategi Keamanan dan Ketertiban Bidang Ekonomi Base	186,895,000	186,895,000	95,592,000	51%	15,632,000	8%	111,224,000	60%	75,671,000	40%
003	Dukungan Operasional Pertahanan dan Keamanan	186,895,000	186,895,000	95,592,000	51%	15,632,000	8%	111,224,000	60%	75,671,000	40%
EJ	PENERTIBAN, PENDATAAN DAN PENGAWASAN SENPI, HANDAK DAN OBA	7,200,000		3,600,000	50%	600,000	8%	4,200,000	58%	3,000,000	42%
521119	Belanja Barang Operasional Lainnya	7,200,000		3,600,000	50%	600,000	8%	4,200,000	58%	3,000,000	42%
	- PENERTIBAN, PENDATAAN DAN WAS SENPI HANDAK [2 ORG x 12 HARI]	7,200,000		3,600,000	50%	600,000	8%	4,200,000	58%	3,000,000	42%
EO	DETEKSI KEGIATAN MASYARAKAT (POLRES)	42,000,000	32,400,000	16,200,000	50%	2,700,000	8%	18,900,000	58%	13,500,000	42%
521119	Belanja Barang Operasional Lainnya	42,000,000	32,400,000	16,200,000	50%	2,700,000	8%	18,900,000	58%	13,500,000	42%

	> GIAT INTELIJEN / PULBAKET (POLRES)	42,000,000	32,400,000	16,200,000	50%	2,700,000	8%	18,900,000	58%	13,500,000	42%
	- GIAT PULBAKET [14 LAP x 12 BLN]	42,000,000	32,400,000	16,200,000	50%	2,700,000	8%	18,900,000	58%	13,500,000	42%
EP	DETEKSI KEGIATAN MASYARAKAT (POLSEK)	36,480,000		18,720,000	51%	3,120,000	9%	21,840,000	60%	14,640,000	40%
521119	Belanja Barang Operasional Lainnya	36,480,000		18,720,000	51%	3,120,000	9%	21,840,000	60%	14,640,000	40%
	> GIAT INTELIJEN / PULBAKET (POLSEK)	36,480,000		18,720,000	51%	3,120,000	9%	21,840,000	60%	14,640,000	40%
	- POLSEK MALUK [5 LAP x 12 BLN]	7,200,000		3,600,000	50%	600,000	8%	4,200,000	58%	3,000,000	42%
	- POLSEK TALIWANG [7 LAP x 12 BLN]	10,080,000		5,040,000	50%	840,000	8%	5,880,000	58%	4,200,000	42%
	- POLSEK SETELUK [3 LAP x 12 BLN]	4,320,000		2,160,000	50%	360,000	8%	2,520,000	58%	1,800,000	42%
	- POLSEK JEREWEH [3 LAP x 12 BLN]	4,320,000		2,160,000	50%	360,000	8%	2,520,000	58%	1,800,000	42%
	- POLSEK BRANG REA [3 LAP x 12 BLN]	4,320,000		2,160,000	50%	360,000	8%	2,520,000	58%	1,800,000	42%
	- POLSEK KP3 TANO [2 LAP x 8 BLN]	1,920,000		1,440,000	75%	240,000	13%	1,680,000	88%	240,000	13%
	- POLSEK SEKONGKANG [3 LAP x 12 BLN]	4,320,000		2,160,000	50%	360,000	8%	2,520,000	58%	1,800,000	42%
KQ	DETEKSI / DETEKSI AKSI (POLRES)	15,695,000	25,295,000	13,110,000	52%	2,185,000	9%	15,295,000	60%	10,000,000	40%
521119	Belanja Barang Operasional Lainnya	14,400,000	24,000,000	12,000,000	50%	2,000,000	8%	14,000,000	58%	10,000,000	42%
	- POLRES [2 ORG x 24 HARI]	14,400,000	24,000,000	12,000,000	50%	2,000,000	8%	14,000,000	58%	10,000,000	42%
521119	Belanja Barang Operasional Lainnya	1,295,000		1,110,000	86%	185,000	14%	1,295,000	100%	0	0%
	- PEMBUATAN INFOSUS	1,295,000		1,110,000	86%	185,000	14%	1,295,000	100%	0	0%
KR	DETEKSI / DETEKSI AKSI (POLSEK)	22,800,000		12,600,000	55%	1,800,000	8%	14,400,000	63%	8,400,000	37%
521119	Belanja Barang Operasional Lainnya	22,800,000		12,600,000	55%	1,800,000	8%	14,400,000	63%	8,400,000	37%
	> GIAT DETEKSI / LIDIK, PAM (POLSEK)	22,800,000		12,600,000	55%	1,800,000	8%	14,400,000	63%	8,400,000	37%
	- POLSEK MALUK [1 ORG x 12 HARI]	3,600,000		1,800,000	50%	300,000	8%	2,100,000	58%	1,500,000	42%
	- POLSEK TALIWANG [1 ORG x 24 HARI]	7,200,000		3,600,000	50%	600,000	8%	4,200,000	58%	3,000,000	42%
	- POLSEK SETELUK [1 ORG x 12 HARI]	3,600,000		1,800,000	50%	300,000	8%	2,100,000	58%	1,500,000	42%
	- POLSEK JEREWEH [1 ORG x 12 HARI]	3,600,000		1,800,000	50%	300,000	8%	2,100,000	58%	1,500,000	42%
	- POLSEK BRANG REA [1 ORG x 10 HARI]	3,000,000		1,800,000	60%	300,000	10%	2,100,000	70%	900,000	30%
	- POLSEK SEKONGKANG [1 ORG x 6 HARI]	1,800,000		1,800,000	100%	0	0%	1,800,000	100%	0	0%
KW	PEMBENTUKAN JARINGAN INTELIJEN (POLRES)	14,400,000		7,200,000	50%	1,200,000	8%	8,400,000	58%	6,000,000	42%
521119	Belanja Barang Operasional Lainnya	14,400,000		7,200,000	50%	1,200,000	8%	8,400,000	58%	6,000,000	42%
	> MEMBENTUK DAN PEMBINAAN JARINGAN INFORMASI	14,400,000		7,200,000	50%	1,200,000	8%	8,400,000	58%	6,000,000	42%
	- POLRES	14,400,000		7,200,000	50%	1,200,000	8%	8,400,000	58%	6,000,000	42%
LF	PENGGALANGAN INTELIJEN SASARAN PERORANGAN / INDIVIDU (POLRES)	15,096,000		7,548,000	50%	1,258,000	8%	8,806,000	58%	6,290,000	42%
521119	Belanja Barang Operasional Lainnya	15,096,000		7,548,000	50%	1,258,000	8%	8,806,000	58%	6,290,000	42%
	> DUKUNGAN PERORANGAN	9,456,000		4,728,000	50%	788,000	8%	5,516,000	58%	3,940,000	42%
	- UANG MAKAN AGEN [2 ORG x 2 HARI x 12 KALI]	2,016,000		1,008,000	50%	168,000	8%	1,176,000	58%	840,000	42%
	- UANG SAKU AGEN [2 ORG x 2 HARI x 12 KALI]	5,040,000		2,520,000	50%	420,000	8%	2,940,000	58%	2,100,000	42%
	- PULSA AGEN [2 ORG x 2 HARI x 12 KALI]	2,400,000		1,200,000	50%	200,000	8%	1,400,000	58%	1,000,000	42%
	> BELANJA BARANG NON OPERASIONAL LAINNYA	3,240,000		1,620,000	50%	270,000	8%	1,890,000	58%	1,350,000	42%
	>>SARANA KONTAK :	3,240,000		1,620,000	50%	270,000	8%	1,890,000	58%	1,350,000	42%
	- COVER / PENYAMARAN [2 ORG x 2 HARI x 12 KALI]	2,400,000		1,200,000	50%	200,000	8%	1,400,000	58%	1,000,000	42%
	- DOKUMENTASI [2 HARI x 12 KALI]	840,000		420,000	50%	70,000	8%	490,000	58%	350,000	42%
	> SERPAS	2,400,000		1,200,000	50%	200,000	8%	1,400,000	58%	1,000,000	42%
	- TRANSPORTASI AGEN [2 ORG x 2 HARI x 12 KALI]	2,400,000		1,200,000	50%	200,000	8%	1,400,000	58%	1,000,000	42%
LI	PENGGALANGAN INTELIJEN SASARAN KELOMPOK (POLRES)	33,224,000		16,614,000	50%	2,769,000	8%	19,383,000	58%	13,841,000	42%
521119	Belanja Barang Operasional Lainnya	33,224,000		16,614,000	50%	2,769,000	8%	19,383,000	58%	13,841,000	42%
	> DUKUNGAN PERORANGAN	21,276,000		10,638,000	50%	1,773,000	8%	12,411,000	58%	8,865,000	42%

	- UANG MAKAN AGEN [3 ORG x 3 HARI x 12 KALI]	4,536,000		2,268,000	50%	378,000	8%	2,646,000	58%	1,890,000	42%
	- UANG SAKU AGEN [3 ORG x 3 HARI x 12 KALI]	11,340,000		5,670,000	50%	945,000	8%	6,615,000	58%	4,725,000	42%
	- PULSA AGEN [3 ORG x 3 HARI x 12 KALI]	5,400,000		2,700,000	50%	450,000	8%	3,150,000	58%	2,250,000	42%
	> BELANJA BARANG NON OPERASIONAL LAINNYA	6,548,000		3,276,000	50%	546,000	8%	3,822,000	58%	2,726,000	42%
	>>SARANA KONTAK :	6,548,000		3,276,000	50%	546,000	8%	3,822,000	58%	2,726,000	42%
	- COVER / PENYAMARAN [3 ORG x 3 HARI x 12 KALI]	5,400,000		2,700,000	50%	450,000	8%	3,150,000	58%	2,250,000	42%
	- DOKUMENTASI [2 HARI x 12 KALI]	1,140,000		570,000	50%	95,000	8%	665,000	58%	475,000	42%
	- FOTO COPY	8,000		6,000	75%	1,000	13%	7,000	88%	1,000	13%
	> SERPAS	5,400,000		2,700,000	50%	450,000	8%	3,150,000	58%	2,250,000	42%
	- TRANSPORTASI AGEN [3 ORG x 3 HARI x 12 KALI]	5,400,000		2,700,000	50%	450,000	8%	3,150,000	58%	2,250,000	42%
3116	Penyelenggaraan Strategi Keamanan dan Ketertiban Bidang Sosial Budaya	231,895,000	231,895,000	117,392,000	51%	19,177,000	8%	136,569,000	59%	95,326,000	41%
3116.001	Informasi deteksi Aksi Strategi Keamanan dan Ketertiban Bidang Sosial Budaya	231,895,000	231,895,000	117,392,000	51%	19,177,000	8%	136,569,000	59%	95,326,000	41%
003	Dukungan Operasional Pertahanan dan Keamanan	231,895,000	231,895,000	117,392,000	51%	19,177,000	8%	136,569,000	59%	95,326,000	41%
EG	PENDATAAN DAN PENGAWASAN ORANG ASING (POLRES)	7,200,000		3,600,000	50%	600,000	8%	4,200,000	58%	3,000,000	42%
521119	Belanja Barang Operasional Lainnya	7,200,000		3,600,000	50%	600,000	8%	4,200,000	58%	3,000,000	42%
	- PENDATAAN DAN PENGAWASAN TERHADAP ORANG ASING [2 ORG	7,200,000		3,600,000	50%	600,000	8%	4,200,000	58%	3,000,000	42%
EO	DETEKSI KEGIATAN MASYARAKAT (POLRES)	75,000,000	48,600,000	24,300,000	50%	4,050,000	8%	28,350,000	58%	20,250,000	42%
521119	Belanja Barang Operasional Lainnya	75,000,000	48,600,000	24,300,000	50%	4,050,000	8%	28,350,000	58%	20,250,000	42%
	> GIAT INTELIJEN / PULBAKET (POLRES)	75,000,000	48,600,000	24,300,000	50%	4,050,000	8%	28,350,000	58%	20,250,000	42%
	- GIAT PULBAKET [25 LAP x 12 BLN]	75,000,000	48,600,000	24,300,000	50%	4,050,000	8%	28,350,000	58%	20,250,000	42%
EP	DETEKSI KEGIATAN MASYARAKAT (POLSEK)	30,240,000		15,120,000	50%	2,520,000	8%	17,640,000	58%	12,600,000	42%
521119	Belanja Barang Operasional Lainnya	30,240,000		15,120,000	50%	2,520,000	8%	17,640,000	58%	12,600,000	42%
	> GIAT INTELIJEN / PULBAKET (POLSEK)	30,240,000		15,120,000	50%	2,520,000	8%	17,640,000	58%	12,600,000	42%
	- POLSEK MALUK [4 LAP x 12 LAP]	5,760,000		2,880,000	50%	480,000	8%	3,360,000	58%	2,400,000	42%
	- POLSEK TALIWANG [6 LAP x 12 BLN]	8,640,000		4,320,000	50%	720,000	8%	5,040,000	58%	3,600,000	42%
	- POLSEK SETELUK [4 LAP x 12 BLN]	5,760,000		2,880,000	50%	480,000	8%	3,360,000	58%	2,400,000	42%
	- POLSEK JEREWEH [2 LAP x 12 BLN]	2,880,000		1,440,000	50%	240,000	8%	1,680,000	58%	1,200,000	42%
	- POLSEK BRANG REA [2 LAP x 12 BLN]	2,880,000		1,440,000	50%	240,000	8%	1,680,000	58%	1,200,000	42%
	- POLSEK KP3 TANO [1 LAP x 12 BLN]	1,440,000		720,000	50%	120,000	8%	840,000	58%	600,000	42%
	- POLSEK SEKONGKANG [2 LAP x 12 BLN]	2,880,000		1,440,000	50%	240,000	8%	1,680,000	58%	1,200,000	42%
KQ	DETEKSI / DETEKSI AKSI (POLRES)	30,095,000	56,495,000	28,340,000	50%	4,785,000	8%	33,125,000	59%	23,370,000	41%
521119	Belanja Barang Operasional Lainnya	28,800,000	55,200,000	27,600,000	50%	4,600,000	8%	32,200,000	58%	23,000,000	42%
	- POLRES [2 ORG x 48 HARI]	28,800,000	55,200,000	27,600,000	50%	4,600,000	8%	32,200,000	58%	23,000,000	42%
521119	Belanja Barang Operasional Lainnya	1,295,000		740,000	57%	185,000	14%	925,000	71%	370,000	29%
	- PEMBUATAN INFOSUS	1,295,000		740,000	57%	185,000	14%	925,000	71%	370,000	29%
KR	DETEKSI / DETEKSI AKSI (POLSEK)	27,900,000		15,300,000	55%	2,100,000	8%	17,400,000	62%	10,500,000	38%
521119	Belanja Barang Operasional Lainnya	27,900,000		15,300,000	55%	2,100,000	8%	17,400,000	62%	10,500,000	38%
	> GIAT DETEKSI / LIDIK , PAM , GAL (POLSEK)	27,900,000		15,300,000	55%	2,100,000	8%	17,400,000	62%	10,500,000	38%
	- POLSEK MALUK [1 ORG x 15 HARI]	4,500,000		2,700,000	60%	300,000	7%	3,000,000	67%	1,500,000	33%
	- POLSEK TALIWANG [1 ORG x 24 HARI]	7,200,000		3,600,000	50%	600,000	8%	4,200,000	58%	3,000,000	42%
	- POLSEK SETELUK [1 ORG x 15 HARI]	4,500,000		2,700,000	60%	300,000	7%	3,000,000	67%	1,500,000	33%
	- POLSEK JEREWEH [1 ORG x 15 HARI]	4,500,000		2,700,000	60%	300,000	7%	3,000,000	67%	1,500,000	33%
	- POLSEK BRANG REA [1 ORG x 12 HARI]	3,600,000		1,800,000	50%	300,000	8%	2,100,000	58%	1,500,000	42%
	- POLSEK SEKONGKANG [1 ORG x 12 HARI]	3,600,000		1,800,000	50%	300,000	8%	2,100,000	58%	1,500,000	42%
KW	PEMBENTUKAN JARINGAN INTELIJEN (POLRES)	24,000,000		12,000,000	50%	2,000,000	8%	14,000,000	58%	10,000,000	42%

521119	Belanja Barang Operasional Lainnya	24,000,000		12,000,000	50%	2,000,000	8%	14,000,000	58%	10,000,000	42%
	> MEMBENTUK DAN PEMBINAAN JARINGAN INFORMASI	24,000,000		12,000,000	50%	2,000,000	8%	14,000,000	58%	10,000,000	42%
	- POLRES	24,000,000		12,000,000	50%	2,000,000	8%	14,000,000	58%	10,000,000	42%
LF	PENGGALANGAN INTELIJEN SASARAN PERORANGAN / INDIVIDU (POLRES)	15,096,000		7,548,000	50%	1,258,000	8%	8,806,000	58%	6,290,000	42%
521119	Belanja Barang Operasional Lainnya	15,096,000		7,548,000	50%	1,258,000	8%	8,806,000	58%	6,290,000	42%
	> DUKUNGAN PERORANGAN	9,456,000		4,728,000	50%	788,000	8%	5,516,000	58%	3,940,000	42%
	- UANG MAKAN AGEN [2 ORG x 2 HARI x 12 KALI]	2,016,000		1,008,000	50%	168,000	8%	1,176,000	58%	840,000	42%
	- UANG SAKU AGEN [2 ORG x 2 HARI x 12 KALI]	5,040,000		2,520,000	50%	420,000	8%	2,940,000	58%	2,100,000	42%
	- PULSA AGEN [2 ORG x 2 HARI x 12 KALI]	2,400,000		1,200,000	50%	200,000	8%	1,400,000	58%	1,000,000	42%
	> BELANJA BARANG NON OPERASIONAL LAINNYA	3,240,000		1,620,000	50%	270,000	8%	1,890,000	58%	1,350,000	42%
	>>SARANA KONTAK :	3,240,000		1,620,000	50%	270,000	8%	1,890,000	58%	1,350,000	42%
	- COVER / PENYAMARAN [2 ORG x 2 HARI x 12 KALI]	2,400,000		1,200,000	50%	200,000	8%	1,400,000	58%	1,000,000	42%
	- DOKUMENTASI [2 HARI x 12 KALI]	840,000		420,000	50%	70,000	8%	490,000	58%	350,000	42%
	> SERPAS	2,400,000		1,200,000	50%	200,000	8%	1,400,000	58%	1,000,000	42%
	- TRANSPORTASI AGEN [2 ORG x 2 HARI x 12 KALI]	2,400,000		1,200,000	50%	200,000	8%	1,400,000	58%	1,000,000	42%
LI	PENGGALANGAN INTELIJEN SASARAN KELOMPOK (POLRES)	22,364,000		11,184,000	50%	1,864,000	8%	13,048,000	58%	9,316,000	42%
521119	Belanja Barang Operasional Lainnya	22,364,000		11,184,000	50%	1,864,000	8%	13,048,000	58%	9,316,000	42%
	> DUKUNGAN PERORANGAN	14,184,000		7,092,000	50%	1,182,000	8%	8,274,000	58%	5,910,000	42%
	- UANG MAKAN AGEN [3 ORG x 2 HARI x 12 KALI]	3,024,000		1,512,000	50%	252,000	8%	1,764,000	58%	1,260,000	42%
	- UANG SAKU AGEN [3 ORG x 2 HARI x 12 KALI]	7,560,000		3,780,000	50%	630,000	8%	4,410,000	58%	3,150,000	42%
	- PULSA AGEN [3 ORG x 2 HARI x 12 KALI]	3,600,000		1,800,000	50%	300,000	8%	2,100,000	58%	1,500,000	42%
	> BELANJA BARANG NON OPERASIONAL LAINNYA	4,580,000		2,292,000	50%	382,000	8%	2,674,000	58%	1,906,000	42%
	>>SARANA KONTAK :	4,580,000		2,292,000	50%	382,000	8%	2,674,000	58%	1,906,000	42%
	- COVER / PENYAMARAN [3 ORG x 2 HARI x 12 KALI]	3,600,000		1,800,000	50%	300,000	8%	2,100,000	58%	1,500,000	42%
	- DOKUMENTASI [2 HARI x 12 KALI]	960,000		480,000	50%	80,000	8%	560,000	58%	400,000	42%
	- FOTO COPY	20,000		12,000	60%	2,000	10%	14,000	70%	6,000	30%
	> SERPAS	3,600,000		1,800,000	50%	300,000	8%	2,100,000	58%	1,500,000	42%
	- TRANSPORTASI AGEN [3 ORG x 2 HARI x 12 KALI]	3,600,000		1,800,000	50%	300,000	8%	2,100,000	58%	1,500,000	42%
3117	Penyelenggaraan Strategi Keamanan dan Ketertiban Bidang Keamanan Negara	440,886,000	440,886,000	225,842,000	51%	40,408,000	9%	266,250,000	60%	174,636,000	40%
3117.001	Informasi Deteksi Aksi Strategi Keamanan dan Ketertiban Bidang Keamanan Negara	440,886,000	440,886,000	225,842,000	51%	40,408,000	9%	266,250,000	60%	174,636,000	40%
003	Dukungan Operasional Pertahanan dan Keamanan	440,886,000	440,886,000	225,842,000	51%	40,408,000	9%	266,250,000	60%	174,636,000	40%
EO	DETEKSI KEGIATAN MASYARAKAT (POLRES)	90,000,000	48,600,000	24,300,000	50%	4,050,000	8%	28,350,000	58%	20,250,000	42%
521119	Belanja Barang Operasional Lainnya	90,000,000	48,600,000	24,300,000	50%	4,050,000	8%	28,350,000	58%	20,250,000	42%
	> GIAT INTELIJEN / PULBAKET (POLRES)	90,000,000	48,600,000	24,300,000	50%	4,050,000	8%	28,350,000	58%	20,250,000	42%
	- POLRES [30 LAP x 12 BLN]	90,000,000	48,600,000	24,300,000	50%	4,050,000	8%	28,350,000	58%	20,250,000	42%
EP	DETEKSI KEGIATAN MASYARAKAT (POLSEK)	43,200,000		21,600,000	50%	3,600,000	8%	25,200,000	58%	18,000,000	42%
521119	Belanja Barang Operasional Lainnya	43,200,000		21,600,000	50%	3,600,000	8%	25,200,000	58%	18,000,000	42%
	> GIAT INTELIJEN / PULBAKET (POLSEK)	43,200,000		21,600,000	50%	3,600,000	8%	25,200,000	58%	18,000,000	42%
	- POLSEK MALUK [7 LAP x 12 LAP]	10,080,000		5,040,000	50%	840,000	8%	5,880,000	58%	4,200,000	42%
	- POLSEK TALIWANG [9 LAP x 12 BLN]	12,960,000		6,480,000	50%	1,080,000	8%	7,560,000	58%	5,400,000	42%
	- POLSEK SETELUK [4 LAP x 12 BLN]	5,760,000		2,880,000	50%	480,000	8%	3,360,000	58%	2,400,000	42%
	- POLSEK JERWEH [4 LAP x 12 BLN]	5,760,000		2,880,000	50%	480,000	8%	3,360,000	58%	2,400,000	42%
	- POLSEK BRANG REA [3 LAP x 12 BLN]	4,320,000		2,160,000	50%	360,000	8%	2,520,000	58%	1,800,000	42%
	- POLSEK KP3 TANO [1 LAP x 12 BLN]	1,440,000		720,000	50%	120,000	8%	840,000	58%	600,000	42%

	- POLSEK SEKONGKANG [2 LAP x 12 BLN]	2,880,000		1,440,000	50%	240,000	8%	1,680,000	58%	1,200,000	42%
IZ	QUICK WINS	27,400,000		16,056,000	59%	5,032,000	18%	21,088,000	77%	6,312,000	23%
521119	Belanja Barang Operasional Lainnya	27,400,000		16,056,000	59%	5,032,000	18%	21,088,000	77%	6,312,000	23%
	> PENDUKUNG QUICK WINS PROGRAM 1	27,400,000		16,056,000	59%	5,032,000	18%	21,088,000	77%	6,312,000	23%
	- PENERTIBAN DAN PENEGAKAN HUKUM BAGI ORGANISASI RADIKAL	0		0	0%		0%		0%		0%
	- PENDATAAN DGN DETEKSI & IDENTIFIKASI LAPORAN INFORMASI [1	1,620,000		405,000	25%		0%	405,000	25%	1,215,000	75%
	- PENDATAAN DGN DETEKSI & IDENTIFIKASI LAPORAN INFORMASI KI	2,220,000		555,000	25%		0%	555,000	25%	1,665,000	75%
	- LIDIK TAKTIS [2 ORG x 4 HR x 5 GIAT]	23,560,000		15,096,000	64%	5,032,000	21%	20,128,000	85%	3,432,000	15%
KQ	DETEKSI / DETEKSI AKSI (POLRES)	30,465,000	71,865,000	36,210,000	50%	6,035,000	8%	42,245,000	59%	29,620,000	41%
521119	Belanja Barang Operasional Lainnya	28,800,000	70,200,000	35,100,000	50%	5,850,000	8%	40,950,000	58%	29,250,000	42%
	> GIAT DETEKSI / LIDIK , PAM , GAL (POLRES)	28,800,000	70,200,000	35,100,000	50%	5,850,000	8%	40,950,000	58%	29,250,000	42%
	- POLRES [2 ORG x 48 HARI]	28,800,000	70,200,000	35,100,000	50%	5,850,000	8%	40,950,000	58%	29,250,000	42%
521119	Belanja Barang Operasional Lainnya	1,665,000		1,110,000	67%	185,000	11%	1,295,000	78%	370,000	22%
	- PEMBUATAN INFOSUS	1,665,000		1,110,000	67%	185,000	11%	1,295,000	78%	370,000	22%
KR	DETEKSI / DETEKSI AKSI (POLSEK)	37,800,000		19,500,000	52%	3,300,000	9%	22,800,000	60%	15,000,000	40%
521119	Belanja Barang Operasional Lainnya	37,800,000		19,500,000	52%	3,300,000	9%	22,800,000	60%	15,000,000	40%
	> GIAT DETEKSI / LIDIK , PAM , GAL (POLSEK)	37,800,000		19,500,000	52%	3,300,000	9%	22,800,000	60%	15,000,000	40%
	- POLSEK MALUK [1 ORG x 24 HARI]	7,200,000		3,600,000	50%	600,000	8%	4,200,000	58%	3,000,000	42%
	- POLSEK TALIWANG [1 ORG x 30 HARI]	9,000,000		5,100,000	57%	900,000	10%	6,000,000	67%	3,000,000	33%
	- POLSEK SETELUK [1 ORG x 24 HARI]	7,200,000		3,600,000	50%	600,000	8%	4,200,000	58%	3,000,000	42%
	- POLSEK JEREWEH [1 ORG x 24 HARI]	7,200,000		3,600,000	50%	600,000	8%	4,200,000	58%	3,000,000	42%
	- POLSEK BRANG REA [1 ORG x 12 HARI]	3,600,000		1,800,000	50%	300,000	8%	2,100,000	58%	1,500,000	42%
	- POLSEK SEKONGKANG [1 ORG x 12 HARI]	3,600,000		1,800,000	50%	300,000	8%	2,100,000	58%	1,500,000	42%
KW	PEMBENTUKAN JARINGAN INTELIJEN (POLRES)	43,400,000		23,870,000	55%	4,340,000	10%	28,210,000	65%	15,190,000	35%
521119	Belanja Barang Operasional Lainnya	43,400,000		23,870,000	55%	4,340,000	10%	28,210,000	65%	15,190,000	35%
	> PEMBENTUKAN JARINGAN INFORMASI	43,400,000		23,870,000	55%	4,340,000	10%	28,210,000	65%	15,190,000	35%
	- POLRES	43,400,000		23,870,000	55%	4,340,000	10%	28,210,000	65%	15,190,000	35%
KZ	PEMBINAAN INTELIJEN (POLRES)	120,000,000		60,000,000	50%	10,000,000	8%	70,000,000	58%	50,000,000	42%
521119	Belanja Barang Operasional Lainnya	120,000,000		60,000,000	50%	10,000,000	8%	70,000,000	58%	50,000,000	42%
	- PEMBINAAN INTELIJEN	120,000,000		60,000,000	50%	10,000,000	8%	70,000,000	58%	50,000,000	42%
LF	PENGGALANGAN INTELIJEN SASARAN PERORANGAN / INDIVIDU (POLRES)	15,096,000		7,548,000	50%	1,258,000	8%	8,806,000	58%	6,290,000	42%
521119	Belanja Barang Operasional Lainnya	15,096,000		7,548,000	50%	1,258,000	8%	8,806,000	58%	6,290,000	42%
	> DUKUNGAN PERORANGAN	9,456,000		4,728,000	50%	788,000	8%	5,516,000	58%	3,940,000	42%
	- UANG MAKAN AGEN [2 ORG x 2 HARI x 12 KALI]	2,016,000		1,008,000	50%	168,000	8%	1,176,000	58%	840,000	42%
	- UANG SAKU AGEN [2 ORG x 2 HARI x 12 KALI]	5,040,000		2,520,000	50%	420,000	8%	2,940,000	58%	2,100,000	42%
	- PULSA AGEN [2 ORG x 2 HARI x 12 KALI]	2,400,000		1,200,000	50%	200,000	8%	1,400,000	58%	1,000,000	42%
	> BELANJA BARANG NON OPERASIONAL LAINNYA	3,240,000		1,620,000	50%	270,000	8%	1,890,000	58%	1,350,000	42%
	>>SARANA KONTAK :	3,240,000		1,620,000	50%	270,000	8%	1,890,000	58%	1,350,000	42%
	- COVER / PENYAMARAN [2 ORG x 2 HARI x 12 KALI]	2,400,000		1,200,000	50%	200,000	8%	1,400,000	58%	1,000,000	42%
	- DOKUMENTASI [2 HARI x 12 KALI]	840,000		420,000	50%	70,000	8%	490,000	58%	350,000	42%
	> SERPAS	2,400,000		1,200,000	50%	200,000	8%	1,400,000	58%	1,000,000	42%
	- TRANSPORTASI AGEN [2 ORG x 2 HARI x 12 KALI]	2,400,000		1,200,000	50%	200,000	8%	1,400,000	58%	1,000,000	42%
LI	PENGGALANGAN INTELIJEN SASARAN KELOMPOK (POLRES)	33,525,000		16,758,000	50%	2,793,000	8%	19,551,000	58%	13,974,000	42%
521119	Belanja Barang Operasional Lainnya	33,525,000		16,758,000	50%	2,793,000	8%	19,551,000	58%	13,974,000	42%
	> DUKUNGAN PERORANGAN	21,276,000		10,638,000	50%	1,773,000	8%	12,411,000	58%	8,865,000	42%

- UANG MAKAN AGEN [3 ORG x 3 HARI x 12 KALI]	4,536,000	2,268,000	50%	378,000	8%	2,646,000	58%	1,890,000	42%
- UANG SAKU AGEN [3 ORG x 3 HARI x 12 KALI]	11,340,000	5,670,000	50%	945,000	8%	6,615,000	58%	4,725,000	42%
- PULSA AGEN [3 ORG x 3 HARI x 12 KALI]	5,400,000	2,700,000	50%	450,000	8%	3,150,000	58%	2,250,000	42%
> BELANJA BARANG NON OPERASIONAL LAINNYA	6,849,000	3,420,000	50%	570,000	8%	3,990,000	58%	2,859,000	42%
>>SARANA KONTAK :	6,849,000	3,420,000	50%	570,000	8%	3,990,000	58%	2,859,000	42%
- COVER / PENYAMARAN [3 ORG x 3 HARI x 12 KALI]	5,400,000	2,700,000	50%	450,000	8%	3,150,000	58%	2,250,000	42%
- DOKUMENTASI [3 HARI x 12 KALI]	1,449,000	720,000	50%	120,000	8%	840,000	58%	609,000	42%
> SERPAS	5,400,000	2,700,000	50%	450,000	8%	3,150,000	58%	2,250,000	42%
- TRANSPORTASI AGEN [3 ORG x 3 HARI x 12 KALI]	5,400,000	2,700,000	50%	450,000	8%	3,150,000	58%	2,250,000	42%
JUMLAH	1,340,059,000	685,066,000	51%	109,949,000	8%	795,015,000	59%	545,044,000	41%

MENGETAHUI
KEPALA KEPOLISIAN RESOR SUMBAWA BARAT


MUSTOFA, SIK, MH
AKBP NRP 76101096

Taliwang, Agustus 2019
PS. KABAG REN

SIDIK PRIA MURSITA, SH
A IPTU NRP 76120526

REKAPITULASI PENYERAPAN ANGGARAN RUTIN
SATKER : POLRES SUMBAWA BARAT
BULAN : Juli 2019

	PROGRAM KEGIATAN	PAGU / DIPA	ANGGRAN SETELAH REVISI	REALISASI S/D BLN INI		REALISASI BLN INI		REALISASI S/D BLN INI		SISA ANGGARAN	
060.01.09	Program Pemberdayaan Potensi Keamanan	2,157,671,000		1,238,174,000	57%	141,583,000	7%	1,379,757,000	64%	777,914,000	36%
5076	Pembinaan Potensi Keamanan	2,157,671,000		1,238,174,000	57%	141,583,000	7%	1,379,757,000	64%	777,914,000	36%
5076.002	Pemberdayaan Potensi Keamanan[Base Line]	2,139,821,000		1,229,324,000	57%	140,083,000	7%	1,369,407,000	64%	770,414,000	36%
003	Dukungan Operasional Pertahanan dan Keamanan	2,139,821,000		1,229,324,000	57%	140,083,000	7%	1,369,407,000	64%	770,414,000	36%
EX	MENYELENGGARAKAN BIMBINGAN PENGAYOMAN DAN LINMAS	95,592,000		47,796,000	50%	7,966,000	8%	55,762,000	58%	39,830,000	42%
521119	Belanja Barang Operasional Lainnya	95,592,000		47,796,000	50%	7,966,000	8%	55,762,000	58%	39,830,000	42%
	> BINKAMSA	25,704,000		12,852,000	50%	2,142,000	8%	14,994,000	58%	10,710,000	42%
	- UANG SAKU [2 ORG x 84 KALI]	3,696,000		1,848,000	50%	308,000	8%	2,156,000	58%	1,540,000	42%
	- UANG MAKAN [2 ORG x 84 KALI]	6,048,000		3,024,000	50%	504,000	8%	3,528,000	58%	2,520,000	42%
	- DANA SATUAN [2 ORG x 84 KALI]	840,000		420,000	50%	70,000	8%	490,000	58%	350,000	42%
	>> RINCIAN SARANA KONTAK	15,120,000		7,560,000	50%	1,260,000	8%	8,820,000	58%	6,300,000	42%
	- STIKER KAMTIBMAS [12 BUAH x 84 KALI]	15,120,000		7,560,000	50%	1,260,000	8%	8,820,000	58%	6,300,000	42%
	> BINTIBMAS	39,144,000		19,572,000	50%	3,262,000	8%	22,834,000	58%	16,310,000	42%
	- UANG SAKU [2 ORG x 84 KALI]	3,696,000		1,848,000	50%	308,000	8%	2,156,000	58%	1,540,000	42%
	- UANG MAKAN [2 ORG x 84 KALI]	6,048,000		3,024,000	50%	504,000	8%	3,528,000	58%	2,520,000	42%
	- DANA SATUAN [2 ORG x 84 KALI]	840,000		420,000	50%	70,000	8%	490,000	58%	350,000	42%
	>> RINCIAN SARANA KONTAK	28,560,000		14,280,000	50%	2,380,000	8%	16,660,000	58%	11,900,000	42%
	- BUKU PENYULUHAN [2 LUSIN x 84 GIAT]	28,560,000		14,280,000	50%	2,380,000	8%	16,660,000	58%	11,900,000	42%
	> BINPOLMAS	30,744,000		15,372,000	50%	2,562,000	8%	17,934,000	58%	12,810,000	42%
	- UANG SAKU [2 ORG x 84 KALI]	3,696,000		1,848,000	50%	308,000	8%	2,156,000	58%	1,540,000	42%
	- UANG MAKAN [2 ORG x 84 KALI]	6,048,000		3,024,000	50%	504,000	8%	3,528,000	58%	2,520,000	42%
	- DANA SATUAN [2 ORG x 84 KALI]	840,000		420,000	50%	70,000	8%	490,000	58%	350,000	42%
	>> RINCIAN SARANA KONTAK	20,160,000		10,080,000	50%	1,680,000	8%	11,760,000	58%	8,400,000	42%
	- T-SHIRT [4 BUAH x 84 KALI]	20,160,000		10,080,000	50%	1,680,000	8%	11,760,000	58%	8,400,000	42%
FA	PEMBENTUKAN DAN PEMBINAAN KELOMPOK PENGAMANAN SWAKARSA	12,215,000		6,107,000	50%	6,107,000	50%	12,214,000	100%	1,000	0%
521119	Belanja Barang Operasional Lainnya	12,215,000		6,107,000	50%	6,107,000	50%	12,214,000	100%	1,000	0%
	> GIAT APEL POS KAMLING DAN SATPAM	12,215,000		6,107,000	50%	6,107,000	50%	12,214,000	100%	1,000	0%
	- UANG SAKU [85 ORG x 2 KALI]	3,740,000		1,870,000	50%	1,870,000	50%	3,740,000	100%	0	0%
	- UANG MAKAN [85 ORG x 2 KALI]	6,120,000		3,060,000	50%	3,060,000	50%	6,120,000	100%	0	0%
	- DANA SATUAN [85 ORG x 2 KALI]	510,000		255,000	50%	255,000	50%	510,000	100%	0	0%
	- SPANDUK/BALIHO	1,845,000		922,000	50%	922,000	50%	1,844,000	100%	1,000	0%
FB	PEMBENTUKAN DAN PEMBINAAN KELOMPOK PENGAMANAN SWAKARSA	159,754,000		81,962,000	51%	13,112,000	8%	95,074,000	60%	64,680,000	40%
521119	Belanja Barang Operasional Lainnya	159,754,000		81,962,000	51%	13,112,000	8%	95,074,000	60%	64,680,000	40%
	> POLSEK MALUK	36,516,000		18,258,000	50%	3,043,000	8%	21,301,000	58%	15,215,000	42%

>>	BINKAMSA	17,868,000		8,934,000	50%	1,489,000	8%	10,423,000	58%	7,445,000	42%
-	UANG SAKU [3 ORG x 72 KALI]	4,752,000		2,376,000	50%	396,000	8%	2,772,000	58%	1,980,000	42%
-	UANG MAKAN [3 ORG x 72 KALI]	7,776,000		3,888,000	50%	648,000	8%	4,536,000	58%	3,240,000	42%
-	DANA SATUAN [3 ORG x 72 KALI]	1,080,000		540,000	50%	90,000	8%	630,000	58%	450,000	42%
>>>	RINCIAN SARANA KONTAK	4,260,000		2,130,000	50%	355,000	8%	2,485,000	58%	1,775,000	42%
-	APIL	1,260,000		630,000	50%	105,000	8%	735,000	58%	525,000	42%
-	SENER	1,800,000		900,000	50%	150,000	8%	1,050,000	58%	750,000	42%
-	KARPET	1,200,000		600,000	50%	100,000	8%	700,000	58%	500,000	42%
>>	BINTIBMAS (PENYULUHAN NARKOBA)	18,648,000		9,324,000	50%	1,554,000	8%	10,878,000	58%	7,770,000	42%
-	UANG SAKU [3 ORG x 72 KALI]	4,752,000		2,376,000	50%	396,000	8%	2,772,000	58%	1,980,000	42%
-	UANG MAKAN [3 ORG x 72 KALI]	7,776,000		3,888,000	50%	648,000	8%	4,536,000	58%	3,240,000	42%
-	DANA SATUAN [3 ORG x 72 KALI]	1,080,000		540,000	50%	90,000	8%	630,000	58%	450,000	42%
>>>	RINCIAN SARANA KONTAK	5,040,000		2,520,000	50%	420,000	8%	2,940,000	58%	2,100,000	42%
-	ALAT OLAH RAGA (BOLA FOLY)	2,400,000		1,200,000	50%	200,000	8%	1,400,000	58%	1,000,000	42%
-	NET BOLA FOLY	2,400,000		1,200,000	50%	200,000	8%	1,400,000	58%	1,000,000	42%
-	BULPOINT	240,000		120,000	50%	20,000	8%	140,000	58%	100,000	42%
>	POLSEK TALIWANG	31,980,000		15,990,000	50%	2,665,000	8%	18,655,000	58%	13,325,000	42%
>>	BINKAMSA	15,600,000		7,800,000	50%	1,300,000	8%	9,100,000	58%	6,500,000	42%
-	UANG SAKU [3 ORG x 60 KALI]	3,960,000		1,980,000	50%	330,000	8%	2,310,000	58%	1,650,000	42%
-	UANG MAKAN [3 ORG x 60 KALI]	6,480,000		3,240,000	50%	540,000	8%	3,780,000	58%	2,700,000	42%
-	DANA SATUAN [3 ORG x 60 KALI]	900,000		450,000	50%	75,000	8%	525,000	58%	375,000	42%
>>>	RINCIAN SARANA KONTAK	4,260,000		2,130,000	50%	355,000	8%	2,485,000	58%	1,775,000	42%
-	APIL	1,260,000		630,000	50%	105,000	8%	735,000	58%	525,000	42%
-	SENER	1,800,000		900,000	50%	150,000	8%	1,050,000	58%	750,000	42%
-	KARPET	1,200,000		600,000	50%	100,000	8%	700,000	58%	500,000	42%
>>	BINTIBMAS (PENYULUHAN NARKOBA)	16,380,000		8,190,000	50%	1,365,000	8%	9,555,000	58%	6,825,000	42%
-	UANG SAKU [3 ORG x 60 KALI]	3,960,000		1,980,000	50%	330,000	8%	2,310,000	58%	1,650,000	42%
-	UANG MAKAN [3 ORG x 60 KALI]	6,480,000		3,240,000	50%	540,000	8%	3,780,000	58%	2,700,000	42%
-	DANA SATUAN [3 ORG x 60 KALI]	900,000		450,000	50%	75,000	8%	525,000	58%	375,000	42%
>>>	RINCIAN SARANA KONTAK	5,040,000		2,520,000	50%	420,000	8%	2,940,000	58%	2,100,000	42%
-	ALAT OLAH RAGA (BOLA FOLY)	2,400,000		1,200,000	50%	200,000	8%	1,400,000	58%	1,000,000	42%
-	NET BOLA FOLY	2,400,000		1,200,000	50%	200,000	8%	1,400,000	58%	1,000,000	42%
-	BULPOINT	240,000		120,000	50%	20,000	8%	140,000	58%	100,000	42%
>	POLSEK SETELUK	21,396,000		10,698,000	50%	1,783,000	8%	12,481,000	58%	8,915,000	42%
>>	BINKAMSA	10,308,000		5,154,000	50%	859,000	8%	6,013,000	58%	4,295,000	42%
-	UANG SAKU [2 ORG x 48 KALI]	2,112,000		1,056,000	50%	176,000	8%	1,232,000	58%	880,000	42%
-	UANG MAKAN [2 ORG x 48 KALI]	3,456,000		1,728,000	50%	288,000	8%	2,016,000	58%	1,440,000	42%
-	DANA SATUAN [2 ORG x 48 KALI]	480,000		240,000	50%	40,000	8%	280,000	58%	200,000	42%
>>>	RINCIAN SARANA KONTAK	4,260,000		2,130,000	50%	355,000	8%	2,485,000	58%	1,775,000	42%
-	APIL	1,260,000		630,000	50%	105,000	8%	735,000	58%	525,000	42%
-	SENER	1,800,000		900,000	50%	150,000	8%	1,050,000	58%	750,000	42%
-	KARPET	1,200,000		600,000	50%	100,000	8%	700,000	58%	500,000	42%
>>	BINTIBMAS (PENYULUHAN NARKOBA)	11,088,000		5,544,000	50%	924,000	8%	6,468,000	58%	4,620,000	42%
-	UANG SAKU [2 ORG x 48 KALI]	2,112,000		1,056,000	50%	176,000	8%	1,232,000	58%	880,000	42%
-	UANG MAKAN [2 ORG x 48 KALI]	3,456,000		1,728,000	50%	288,000	8%	2,016,000	58%	1,440,000	42%

- DANA SATUAN [2 ORG x 48 KALI]	480,000		240,000	50%	40,000	8%	280,000	58%	200,000	42%
>>> RINCIAN SARANA KONTAK	5,040,000		2,520,000	50%	420,000	8%	2,940,000	58%	2,100,000	42%
- ALAT OLAH RAGA (BOLA FOLY)	2,400,000		1,200,000	50%	200,000	8%	1,400,000	58%	1,000,000	42%
- NET BOLA FOLY	2,400,000		1,200,000	50%	200,000	8%	1,400,000	58%	1,000,000	42%
- BULPOINT	240,000		120,000	50%	20,000	8%	140,000	58%	100,000	42%
> POLSEK JEREWEH	24,420,000		12,210,000	50%	2,035,000	8%	14,245,000	58%	10,175,000	42%
>> BINKAMSA	11,820,000		5,910,000	50%	985,000	8%	6,895,000	58%	4,925,000	42%
- UANG SAKU [2 ORG x 60 KALI]	2,640,000		1,320,000	50%	220,000	8%	1,540,000	58%	1,100,000	42%
- UANG MAKAN [2 ORG x 60 KALI]	4,320,000		2,160,000	50%	360,000	8%	2,520,000	58%	1,800,000	42%
- DANA SATUAN [2 ORG x 60 KALI]	600,000		300,000	50%	50,000	8%	350,000	58%	250,000	42%
>> RINCIAN SARANA KONTAK	4,260,000		2,130,000	50%	355,000	8%	2,485,000	58%	1,775,000	42%
- APIL	1,260,000		630,000	50%	105,000	8%	735,000	58%	525,000	42%
- SENTER	1,800,000		900,000	50%	150,000	8%	1,050,000	58%	750,000	42%
- KARPET	1,200,000		600,000	50%	100,000	8%	700,000	58%	500,000	42%
>> BINTIBMAS (PENYULUHAN NARKOBA)	12,600,000		6,300,000	50%	1,050,000	8%	7,350,000	58%	5,250,000	42%
- UANG SAKU [2 ORG x 60 KALI]	2,640,000		1,320,000	50%	220,000	8%	1,540,000	58%	1,100,000	42%
- UANG MAKAN [2 ORG x 60 KALI]	4,320,000		2,160,000	50%	360,000	8%	2,520,000	58%	1,800,000	42%
- DANA SATUAN [2 ORG x 60 KALI]	600,000		300,000	50%	50,000	8%	350,000	58%	250,000	42%
>> RINCIAN SARANA KONTAK	5,040,000		2,520,000	50%	420,000	8%	2,940,000	58%	2,100,000	42%
- ALAT OLAH RAGA (BOLA FOLY)	2,400,000		1,200,000	50%	200,000	8%	1,400,000	58%	1,000,000	42%
- NET BOLA FOLY	2,400,000		1,200,000	50%	200,000	8%	1,400,000	58%	1,000,000	42%
- BULPOINT	240,000		120,000	50%	20,000	8%	140,000	58%	100,000	42%
> POLSEK BRANG REA	23,721,000		13,023,000	55%	1,783,000	8%	14,806,000	62%	8,915,000	38%
>> BINKAMSA	11,373,000		6,219,000	55%	859,000	8%	7,078,000	62%	4,295,000	38%
- UANG SAKU [2 ORG x 48 KALI]	2,112,000		1,056,000	50%	176,000	8%	1,232,000	58%	880,000	42%
- UANG MAKAN [2 ORG x 48 KALI]	3,456,000		1,728,000	50%	288,000	8%	2,016,000	58%	1,440,000	42%
- DANA SATUAN [2 ORG x 48 KALI]	480,000		240,000	50%	40,000	8%	280,000	58%	200,000	42%
>> RINCIAN SARANA KONTAK	5,325,000		3,195,000	60%	355,000	7%	3,550,000	67%	1,775,000	33%
- APIL	1,575,000		945,000	60%	105,000	7%	1,050,000	67%	525,000	33%
- SENTER	2,250,000		1,350,000	60%	150,000	7%	1,500,000	67%	750,000	33%
- KARPET	1,500,000		900,000	60%	100,000	7%	1,000,000	67%	500,000	33%
>> BINTIBMAS (PENYULUHAN NARKOBA)	12,348,000		6,804,000	55%	924,000	7%	7,728,000	63%	4,620,000	37%
- UANG SAKU [2 ORG x 48 KALI]	2,112,000		1,056,000	50%	176,000	8%	1,232,000	58%	880,000	42%
- UANG MAKAN [2 ORG x 48 KALI]	3,456,000		1,728,000	50%	288,000	8%	2,016,000	58%	1,440,000	42%
- DANA SATUAN [2 ORG x 48 KALI]	480,000		240,000	50%	40,000	8%	280,000	58%	200,000	42%
>> RINCIAN SARANA KONTAK	6,300,000		3,780,000	60%	420,000	7%	4,200,000	67%	2,100,000	33%
- ALAT OLAH RAGA (BOLA FOLY)	3,000,000		1,800,000	60%	200,000	7%	2,000,000	67%	1,000,000	33%
- NET BOLA FOLY	3,000,000		1,800,000	60%	200,000	7%	2,000,000	67%	1,000,000	33%
- BULPOINT	300,000		180,000	60%	20,000	7%	200,000	67%	100,000	33%
> POLSEK SEKONGKANG	21,721,000		11,783,000	54%	1,803,000	8%	13,586,000	63%	8,135,000	37%
>> BINKAMSA	11,373,000		6,219,000	55%	859,000	8%	7,078,000	62%	4,295,000	38%
- UANG SAKU [2 ORG x 48 KALI]	2,112,000		1,056,000	50%	176,000	8%	1,232,000	58%	880,000	42%
- UANG MAKAN [2 ORG x 48 KALI]	3,456,000		1,728,000	50%	288,000	8%	2,016,000	58%	1,440,000	42%
- DANA SATUAN [2 ORG x 48 KALI]	480,000		240,000	50%	40,000	8%	280,000	58%	200,000	42%
>> RINCIAN SARANA KONTAK	5,325,000		3,195,000	60%	355,000	7%	3,550,000	67%	1,775,000	33%

	- APIL	1,575,000		945,000	60%	105,000	7%	1,050,000	67%	525,000	33%
	- SENTER	2,250,000		1,350,000	60%	150,000	7%	1,500,000	67%	750,000	33%
	- KARPET	1,500,000		900,000	60%	100,000	7%	1,000,000	67%	500,000	33%
	>> BINTIBMAS (PENYULUHAN NARKOBA)	10,348,000		5,564,000	54%	944,000	9%	6,508,000	63%	3,840,000	37%
	- UANG SAKU [2 ORG x 48 KALI]	2,112,000		1,056,000	50%	176,000	8%	1,232,000	58%	880,000	42%
	- UANG MAKAN [2 ORG x 48 KALI]	3,456,000		1,728,000	50%	288,000	8%	2,016,000	58%	1,440,000	42%
	- DANA SATUAN [2 ORG x 48 KALI]	480,000		240,000	50%	40,000	8%	280,000	58%	200,000	42%
	>> RINCIAN SARANA KONTAK	4,300,000		2,540,000	59%	440,000	10%	2,980,000	69%	1,320,000	31%
	- ALAT OLAH RAGA (BOLA FOLY)	2,000,000		1,200,000	60%	200,000	10%	1,400,000	70%	600,000	30%
	- NET BOLA FOLY	2,000,000		1,200,000	60%	200,000	10%	1,400,000	70%	600,000	30%
	- BULPOINT	300,000		140,000	47%	40,000	13%	180,000	60%	120,000	40%
FD	PEMBERDAYAAN KEMITRAAN DENGAN LEMBAGA PENDIDIKAN, MASYARA	51,357,000		25,678,000	50%	4,123,000	8%	29,801,000	58%	21,556,000	42%
521119	Belanja Barang Operasional Lainnya	51,357,000		25,678,000	50%	4,123,000	8%	29,801,000	58%	21,556,000	42%
	> GIAT COMMUNITY POLICING	17,757,000		8,878,000	50%	1,323,000	7%	10,201,000	57%	7,556,000	43%
	>> BINPOLMAS	15,876,000		7,938,000	50%	1,323,000	8%	9,261,000	58%	6,615,000	42%
	- UANG SAKU [3 ORG x 84 KALI]	5,544,000		2,772,000	50%	462,000	8%	3,234,000	58%	2,310,000	42%
	- UANG MAKAN [3 ORG x 84 KALI]	9,072,000		4,536,000	50%	756,000	8%	5,292,000	58%	3,780,000	42%
	- DANA SATUAN [3 ORG x 84 KALI]	1,260,000		630,000	50%	105,000	8%	735,000	58%	525,000	42%
	>> SARANA KONTAK	1,881,000		940,000	50%	0	0%	940,000	50%	941,000	50%
	- SPANDUK/BANNER HIMBAUAN KEPADA MASYARAKAT	1,800,000		900,000	50%		0%	900,000	50%	900,000	50%
	- FOTO COPY LAPORAN	81,000		40,000	49%		0%	40,000	49%	41,000	51%
	> PENYULUHAN MASYARAKAT TENTANG KAMTIBMAS (UANG SAKU : RP	33,600,000		16,800,000	50%	2,800,000	8%	19,600,000	58%	14,000,000	42%
	- PERS SAT BINMAS [3 ORG x 10 HARI x 12 BLN]	20,160,000		10,080,000	50%	1,680,000	8%	11,760,000	58%	8,400,000	42%
	- PERS STAF POLRES [2 ORG x 10 HARI x 12 BLN]	13,440,000		6,720,000	50%	1,120,000	8%	7,840,000	58%	5,600,000	42%
FE	PEMBERDAYAAN KEMITRAAN DENGAN LEMBAGA PENDIDIKAN, MASYARA	203,628,000		101,814,000	50%	16,969,000	8%	118,783,000	58%	84,845,000	42%
521119	Belanja Barang Operasional Lainnya	203,628,000		101,814,000	50%	16,969,000	8%	118,783,000	58%	84,845,000	42%
	> POLSEK MALUK	35,784,000		17,892,000	50%	2,982,000	8%	20,874,000	58%	14,910,000	42%
	- UANG SAKU [2 ORG x 84 KALI]	3,696,000		1,848,000	50%	308,000	8%	2,156,000	58%	1,540,000	42%
	- UANG MAKAN [2 ORG x 84 KALI]	6,048,000		3,024,000	50%	504,000	8%	3,528,000	58%	2,520,000	42%
	- DANA SATUAN [2 ORG x 84 KALI]	840,000		420,000	50%	70,000	8%	490,000	58%	350,000	42%
	>> SARANA KONTAK	25,200,000		12,600,000	50%	2,100,000	8%	14,700,000	58%	10,500,000	42%
	- T-SHIRT [5 BUAH x 12 KALI]	4,500,000		2,250,000	50%	375,000	8%	2,625,000	58%	1,875,000	42%
	- TOPI [5 BUAH x 12 KALI]	3,000,000		1,500,000	50%	250,000	8%	1,750,000	58%	1,250,000	42%
	- PIN/BROS MASYARAKAT TERTIB [5 BUAH x 12 KALI]	300,000		150,000	50%	25,000	8%	175,000	58%	125,000	42%
	- BOLPOINT [5 KOTAK x 12 KALI]	1,200,000		600,000	50%	100,000	8%	700,000	58%	500,000	42%
	- BUKU AGENDA [5 BUAH x 12 KALI]	1,800,000		900,000	50%	150,000	8%	1,050,000	58%	750,000	42%
	- RAKET BULU TANGKIS [5 BUAH x 12 KALI]	9,000,000		4,500,000	50%	750,000	8%	5,250,000	58%	3,750,000	42%
	- STICKER / SCOTLITE [5 BUAH x 12 KALI]	600,000		300,000	50%	50,000	8%	350,000	58%	250,000	42%
	- NET BULU TANGKIS [5 BUAH x 12 KALI]	4,800,000		2,400,000	50%	400,000	8%	2,800,000	58%	2,000,000	42%
	> POLSEK TALIWANG	35,784,000		17,892,000	50%	2,982,000	8%	20,874,000	58%	14,910,000	42%
	- UANG SAKU [2 ORG x 84 KALI]	3,696,000		1,848,000	50%	308,000	8%	2,156,000	58%	1,540,000	42%
	- UANG MAKAN [2 ORG x 84 KALI]	6,048,000		3,024,000	50%	504,000	8%	3,528,000	58%	2,520,000	42%
	- DANA SATUAN [2 ORG x 84 KALI]	840,000		420,000	50%	70,000	8%	490,000	58%	350,000	42%
	>> SARANA KONTAK	25,200,000		12,600,000	50%	2,100,000	8%	14,700,000	58%	10,500,000	42%
	- T-SHIRT [5 BUAH x 12 KALI]	4,500,000		2,250,000	50%	375,000	8%	2,625,000	58%	1,875,000	42%

	- TOPI [5 BUAH x 12 KALI]	3,000,000		1,500,000	50%	250,000	8%	1,750,000	58%	1,250,000	42%
	- PIN/BROS MASYARAKAT TERTIB [5 BUAH x 12 KALI]	300,000		150,000	50%	25,000	8%	175,000	58%	125,000	42%
	- BOLPOINT [5 KOTAK x 12 KALI]	1,200,000		600,000	50%	100,000	8%	700,000	58%	500,000	42%
	- BUKU AGENDA [5 BUAH x 12 KALI]	1,800,000		900,000	50%	150,000	8%	1,050,000	58%	750,000	42%
	- RAKET BULU TANGKIS [5 BUAH x 12 KALI]	9,000,000		4,500,000	50%	750,000	8%	5,250,000	58%	3,750,000	42%
	- STICKER / SCOTLITE [5 BUAH x 12 KALI]	600,000		300,000	50%	50,000	8%	350,000	58%	250,000	42%
	- NET BULU TANGKIS [5 BUAH x 12 KALI]	4,800,000		2,400,000	50%	400,000	8%	2,800,000	58%	2,000,000	42%
	> POLSEK SETELUK	31,248,000		15,624,000	50%	2,604,000	8%	18,228,000	58%	13,020,000	42%
	- UANG SAKU [2 ORG x 48 KALI]	2,112,000		1,056,000	50%	176,000	8%	1,232,000	58%	880,000	42%
	- UANG MAKAN [2 ORG x 48 KALI]	3,456,000		1,728,000	50%	288,000	8%	2,016,000	58%	1,440,000	42%
	- DANA SATUAN [2 ORG x 48 KALI]	480,000		240,000	50%	40,000	8%	280,000	58%	200,000	42%
	>> SARANA KONTAK	25,200,000		12,600,000	50%	2,100,000	8%	14,700,000	58%	10,500,000	42%
	- T-SHIRT [5 BUAH x 12 KALI]	4,500,000		2,250,000	50%	375,000	8%	2,625,000	58%	1,875,000	42%
	- TOPI [5 BUAH x 12 KALI]	3,000,000		1,500,000	50%	250,000	8%	1,750,000	58%	1,250,000	42%
	- PIN/BROS MASYARAKAT TERTIB [5 BUAH x 12 KALI]	300,000		150,000	50%	25,000	8%	175,000	58%	125,000	42%
	- BOLPOINT [5 KOTAK x 12 KALI]	1,200,000		600,000	50%	100,000	8%	700,000	58%	500,000	42%
	- BUKU AGENDA [5 BUAH x 12 KALI]	1,800,000		900,000	50%	150,000	8%	1,050,000	58%	750,000	42%
	- RAKET BULU TANGKIS [5 BUAH x 12 KALI]	9,000,000		4,500,000	50%	750,000	8%	5,250,000	58%	3,750,000	42%
	- STICKER / SCOTLITE [5 BUAH x 12 KALI]	600,000		300,000	50%	50,000	8%	350,000	58%	250,000	42%
	- NET BULU TANGKIS [5 BUAH x 12 KALI]	4,800,000		2,400,000	50%	400,000	8%	2,800,000	58%	2,000,000	42%
	> POLSEK JEREWEH	31,248,000		15,624,000	50%	2,604,000	8%	18,228,000	58%	13,020,000	42%
	- UANG SAKU [2 ORG x 48 KALI]	2,112,000		1,056,000	50%	176,000	8%	1,232,000	58%	880,000	42%
	- UANG MAKAN [2 ORG x 48 KALI]	3,456,000		1,728,000	50%	288,000	8%	2,016,000	58%	1,440,000	42%
	- DANA SATUAN [2 ORG x 48 KALI]	480,000		240,000	50%	40,000	8%	280,000	58%	200,000	42%
	>> SARANA KONTAK	25,200,000		12,600,000	50%	2,100,000	8%	14,700,000	58%	10,500,000	42%
	- T-SHIRT [5 BUAH x 12 KALI]	4,500,000		2,250,000	50%	375,000	8%	2,625,000	58%	1,875,000	42%
	- TOPI [5 BUAH x 12 KALI]	3,000,000		1,500,000	50%	250,000	8%	1,750,000	58%	1,250,000	42%
	- PIN/BROS MASYARAKAT TERTIB [5 BUAH x 12 KALI]	300,000		150,000	50%	25,000	8%	175,000	58%	125,000	42%
	- BOLPOINT [5 KOTAK x 12 KALI]	1,200,000		600,000	50%	100,000	8%	700,000	58%	500,000	42%
	- BUKU AGENDA [5 BUAH x 12 KALI]	1,800,000		900,000	50%	150,000	8%	1,050,000	58%	750,000	42%
	- RAKET BULU TANGKIS [5 BUAH x 12 KALI]	9,000,000		4,500,000	50%	750,000	8%	5,250,000	58%	3,750,000	42%
	- STICKER / SCOTLITE [5 BUAH x 12 KALI]	600,000		300,000	50%	50,000	8%	350,000	58%	250,000	42%
	- NET BULU TANGKIS [5 BUAH x 12 KALI]	4,800,000		2,400,000	50%	400,000	8%	2,800,000	58%	2,000,000	42%
	> POLSEK BRANG REA	31,248,000		15,624,000	50%	2,604,000	8%	18,228,000	58%	13,020,000	42%
	- UANG SAKU [2 ORG x 48 KALI]	2,112,000		1,056,000	50%	176,000	8%	1,232,000	58%	880,000	42%
	- UANG MAKAN [2 ORG x 48 KALI]	3,456,000		1,728,000	50%	288,000	8%	2,016,000	58%	1,440,000	42%
	- DANA SATUAN [2 ORG x 48 KALI]	480,000		240,000	50%	40,000	8%	280,000	58%	200,000	42%
	>> SARANA KONTAK	25,200,000		12,600,000	50%	2,100,000	8%	14,700,000	58%	10,500,000	42%
	- T-SHIRT [5 BUAH x 12 KALI]	4,500,000		2,250,000	50%	375,000	8%	2,625,000	58%	1,875,000	42%
	- TOPI [5 BUAH x 12 KALI]	3,000,000		1,500,000	50%	250,000	8%	1,750,000	58%	1,250,000	42%
	- PIN/BROS MASYARAKAT TERTIB [5 BUAH x 12 KALI]	300,000		150,000	50%	25,000	8%	175,000	58%	125,000	42%
	- BOLPOINT [5 KOTAK x 12 KALI]	1,200,000		600,000	50%	100,000	8%	700,000	58%	500,000	42%
	- BUKU AGENDA [5 BUAH x 12 KALI]	1,800,000		900,000	50%	150,000	8%	1,050,000	58%	750,000	42%
	- RAKET BULU TANGKIS [5 BUAH x 12 KALI]	9,000,000		4,500,000	50%	750,000	8%	5,250,000	58%	3,750,000	42%
	- STICKER / SCOTLITE [5 BUAH x 12 KALI]	600,000		300,000	50%	50,000	8%	350,000	58%	250,000	42%

	- NET BULU TANGKIS [5 BUAH x 12 KALI]	4,800,000		2,400,000	50%	400,000	8%	2,800,000	58%	2,000,000	42%
	> POLSEK SEKONGKANG	31,248,000		15,624,000	50%	2,604,000	8%	18,228,000	58%	13,020,000	42%
	- UANG SAKU [2 ORG x 48 KALI]	2,112,000		1,056,000	50%	176,000	8%	1,232,000	58%	880,000	42%
	- UANG MAKAN [2 ORG x 48 KALI]	3,456,000		1,728,000	50%	288,000	8%	2,016,000	58%	1,440,000	42%
	- DANA SATUAN [2 ORG x 48 KALI]	480,000		240,000	50%	40,000	8%	280,000	58%	200,000	42%
	>> SARANA KONTAK	25,200,000		12,600,000	50%	2,100,000	8%	14,700,000	58%	10,500,000	42%
	- T-SHIRT [5 BUAH x 12 KALI]	4,500,000		2,250,000	50%	375,000	8%	2,625,000	58%	1,875,000	42%
	- TOPI [5 BUAH x 12 KALI]	3,000,000		1,500,000	50%	250,000	8%	1,750,000	58%	1,250,000	42%
	- PIN/BROS MASYARAKAT TERTIB [5 BUAH x 12 KALI]	300,000		150,000	50%	25,000	8%	175,000	58%	125,000	42%
	- BOLPOINT [5 KOTAK x 12 KALI]	1,200,000		600,000	50%	100,000	8%	700,000	58%	500,000	42%
	- BUKU AGENDA [5 BUAH x 12 KALI]	1,800,000		900,000	50%	150,000	8%	1,050,000	58%	750,000	42%
	- RAKET BULU TANGKIS [5 BUAH x 12 KALI]	9,000,000		4,500,000	50%	750,000	8%	5,250,000	58%	3,750,000	42%
	- STICKER / SCOTLITE [5 BUAH x 12 KALI]	600,000		300,000	50%	50,000	8%	350,000	58%	250,000	42%
	- NET BULU TANGKIS [5 BUAH x 12 KALI]	4,800,000		2,400,000	50%	400,000	8%	2,800,000	58%	2,000,000	42%
	> POLSEK KP3 TANO	7,068,000		3,534,000	50%	589,000	8%	4,123,000	58%	2,945,000	42%
	- UANG SAKU [2 ORG x 24 KALI]	1,056,000		528,000	50%	88,000	8%	616,000	58%	440,000	42%
	- UANG MAKAN [2 ORG x 24 KALI]	1,728,000		864,000	50%	144,000	8%	1,008,000	58%	720,000	42%
	- DANA SATUAN [2 ORG x 24 KALI]	240,000		120,000	50%	20,000	8%	140,000	58%	100,000	42%
	>> SARANA KONTAK	4,044,000		2,022,000	50%	337,000	8%	2,359,000	58%	1,685,000	42%
	- PIN/BROS MASYARAKAT TERTIB [5 BUAH x 12 GIAT]	300,000		150,000	50%	25,000	8%	175,000	58%	125,000	42%
	- BOLPOINT [5 KOTAK x 12 KALI]	1,200,000		600,000	50%	100,000	8%	700,000	58%	500,000	42%
	- BUKU AGENDA [5 BUAH x 12 KALI]	1,800,000		900,000	50%	150,000	8%	1,050,000	58%	750,000	42%
	- STICKER / SCOTLITE [5 BUAH x 12 KALI]	744,000		372,000	50%	62,000	8%	434,000	58%	310,000	42%
IW	OPERASIONAL BHABINKAMTIBMAS	844,800,000		422,400,000	50%	70,400,000	8%	492,800,000	58%	352,000,000	42%
521119	Belanja Barang Operasional Lainnya	844,800,000		422,400,000	50%	70,400,000	8%	492,800,000	58%	352,000,000	42%
	> DUK OPS BHABINKAMTIBMAS	844,800,000		422,400,000	50%	70,400,000	8%	492,800,000	58%	352,000,000	42%
	- DUK OPS BHABINKAMTIBMAS [64 ORG x 22 HARI x 12 BLN]	844,800,000		422,400,000	50%	70,400,000	8%	492,800,000	58%	352,000,000	42%
IX	OPERASI BINMAS	593,203,000		458,481,000	77%	4,800,000	1%	463,281,000	78%	129,922,000	22%
521119	Belanja Barang Operasional Lainnya	197,280,000		197,280,000	100%	0	0%	197,280,000	100%	0	0%
	> OPERASI BINA KUSUMA TA. 2019	98,640,000		98,640,000	100%	0	0%	98,640,000	100%	0	0%
	>> LAT PRA OPS BINA KUSUMA	1,200,000		1,200,000	100%	0	0%	1,200,000	100%	0	0%
	- SNACK [48 ORG x 1 KALI]	720,000		720,000	100%	0	0%	720,000	100%	0	0%
	- HONOR INSTRUKTUR [3 ORG x 3 JAM]	480,000		480,000	100%	0	0%	480,000	100%	0	0%
	>> OPERASI BINA KUSUMA	97,440,000		97,440,000	100%	0	0%	97,440,000	100%	0	0%
	- UANG SAKU [48 ORG x 14 HARI]	35,616,000		35,616,000	100%	0	0%	35,616,000	100%	0	0%
	- MAKAN OPERASI [48 ORG x 14 HARI]	58,464,000		58,464,000	100%	0	0%	58,464,000	100%	0	0%
	- DANA SATUAN [48 ORG x 14 HARI]	3,360,000		3,360,000	100%	0	0%	3,360,000	100%	0	0%
	> OPERASI BINA WASPADA TA. 2019	98,640,000		98,640,000	100%	0	0%	98,640,000	100%	0	0%
	>> LAT PRA OPS BINA KUSUMA	1,200,000		1,200,000	100%	0	0%	1,200,000	100%	0	0%
	- SNACK [48 ORG x 1 KALI]	720,000		720,000	100%	0	0%	720,000	100%	0	0%
	- HONOR INSTRUKTUR [3 ORG x 3 JAM]	480,000		480,000	100%	0	0%	480,000	100%	0	0%
	>> OPERASI BINA WASPADA	97,440,000		97,440,000	100%	0	0%	97,440,000	100%	0	0%
	- UANG SAKU [48 ORG x 14 HARI]	35,616,000		35,616,000	100%	0	0%	35,616,000	100%	0	0%
	- MAKAN OPERASI [48 ORG x 14 HARI]	58,464,000		58,464,000	100%	0	0%	58,464,000	100%	0	0%
	- DANA SATUAN [48 ORG x 14 HARI]	3,360,000		3,360,000	100%	0	0%	3,360,000	100%	0	0%

521119	Belanja Barang Operasional Lainnya	395,923,000		261,201,000	66%	4,800,000	1%	266,001,000	67%	129,922,000	33%
	>KEGIATAN KEPOLISIAN YANG DITINGKATKAN	45,469,000		45,469,000	100%	0	0%	45,469,000	100%	0	0%
	>>RAPAT PERSIAPAN	2,900,000		2,900,000	100%	0	0%	2,900,000	100%	0	0%
	- Snack [50 ORG x 1 KALI]	850,000		850,000	100%		0%	850,000	100%	0	0%
	- Makan [50 ORG x 1 KALI]	2,050,000		2,050,000	100%		0%	2,050,000	100%	0	0%
	>>KERJA BHAKTI	0		0	0%	0	0%	0	0%	0	0%
	- Dilaksanakan 1 kali, Peserta 100 orang	0		0	0%		0%	0	0%	0	0%
	- Anggota Polri, TNI, Pemda, Polsus, Satpam, Masyarakat	0		0	0%		0%	0	0%	0	0%
	>> KONSUMSI	5,800,000		5,800,000	100%	0	0%	5,800,000	100%	0	0%
	- Snack [100 ORG x 1 KALI]	1,700,000		1,700,000	100%		0%	1,700,000	100%	0	0%
	- Makan [100 ORG x 1 KALI]	4,100,000		4,100,000	100%		0%	4,100,000	100%	0	0%
	>>KELENGKAPAN	625,000		625,000	100%	0	0%	625,000	100%	0	0%
	- Sapu Lidi [50 BH x 1 KALI]	375,000		375,000	100%		0%	375,000	100%	0	0%
	- Pengki [25 BH x 1 KALI]	250,000		250,000	100%		0%	250,000	100%	0	0%
	>>PEMELIHARAAN MASJID	27,550,000		27,550,000	100%	0	0%	27,550,000	100%	0	0%
	- Pembelian cat 25 kg [2 KL x 1 MSJD]	1,300,000		1,300,000	100%		0%	1,300,000	100%	0	0%
	- Kuas roll [2 BH x 1 MSJD]	60,000		60,000	100%		0%	60,000	100%	0	0%
	- Bak cat [2 BH x 1 MSJD]	40,000		40,000	100%		0%	40,000	100%	0	0%
	- Amplas tembok [10 LBR x 1 MSJD]	75,000		75,000	100%		0%	75,000	100%	0	0%
	- Cat kayu [5 KLG x 1 MSJD]	225,000		225,000	100%		0%	225,000	100%	0	0%
	- Kuas cat kayu ukuran 2 cm [3 BH x 1 MSJD]	22,000		22,000	100%		0%	22,000	100%	0	0%
	- Kuas cat kayu ukuran 3 cm [3 BH x 1 MSJD]	37,000		37,000	100%		0%	37,000	100%	0	0%
	- Thinner [4 KLG x 1 MSJD]	108,000		108,000	100%		0%	108,000	100%	0	0%
	- Paku 8 cm [2 KG x 1 MSJD]	33,000		33,000	100%		0%	33,000	100%	0	0%
	- Al quran [20 BH x 1 MSJD]	2,400,000		2,400,000	100%		0%	2,400,000	100%	0	0%
	- Surat Yasin [50 BH x 1 MSJD]	750,000		750,000	100%		0%	750,000	100%	0	0%
	- Karpet 1 roll ukuran 6 meter [15 ROLL x 1 MSJD]	22,500,000		22,500,000	100%		0%	22,500,000	100%	0	0%
	>> PEMELIHARAAN GEREJA	4,297,000		4,297,000	100%	0	0%	4,297,000	100%	0	0%
	- Pembelian cat 25 kg [2 KL x 1 GRJA]	1,300,000		1,300,000	100%		0%	1,300,000	100%	0	0%
	- Kuas roll [2 BH x 1 GRJA]	60,000		60,000	100%		0%	60,000	100%	0	0%
	- Bak cat [2 BH x 1 GRJA]	40,000		40,000	100%		0%	40,000	100%	0	0%
	- Amplas tembok [10 LBR x 1 GRJA]	75,000		75,000	100%		0%	75,000	100%	0	0%
	- Cat kayu [5 KLG x 1 GRJA]	225,000		225,000	100%		0%	225,000	100%	0	0%
	- Kuas cat kayu ukuran 2 cm [3 BH x 1 GRJA]	22,000		22,000	100%		0%	22,000	100%	0	0%
	- Kuas cat kayu ukuran 3 cm [3 BH x 1 GRJA]	37,000		37,000	100%		0%	37,000	100%	0	0%
	- Thinner [4 KLG x 1 GRJA]	108,000		108,000	100%		0%	108,000	100%	0	0%
	- Paku 8 cm [2 KG x 1 GRJA]	30,000		30,000	100%		0%	30,000	100%	0	0%
	- Alkitab [20 BH x 1 GRJA]	2,400,000		2,400,000	100%		0%	2,400,000	100%	0	0%
	>> PEMELIHARAAN PURA	4,297,000		4,297,000	100%	0	0%	4,297,000	100%	0	0%
	- Pembelian cat 25 kg [2 KL x 1 PURA]	1,300,000		1,300,000	100%		0%	1,300,000	100%	0	0%
	- Kuas roll [2 BH x 1 PURA]	60,000		60,000	100%		0%	60,000	100%	0	0%
	- Bak cat [2 BH x 1 PURA]	40,000		40,000	100%		0%	40,000	100%	0	0%
	- Amplas tembok [10 LBR x 1 PURA]	75,000		75,000	100%		0%	75,000	100%	0	0%
	- Cat kayu [5 KLG x 1 PURA]	225,000		225,000	100%		0%	225,000	100%	0	0%
	- Kuas cat kayu ukuran 2 cm [3 BH x 1 PURA]	22,000		22,000	100%		0%	22,000	100%	0	0%

- Kuas cat kayu ukuran 3 cm [3 BH x 1 PURA]	37,000		37,000	100%		0%	37,000	100%	0	0%
- Thinner [4 KLG x 1 PURA]	108,000		108,000	100%		0%	108,000	100%	0	0%
- Paku 8 cm [2 KG x 1 PURA]	30,000		30,000	100%		0%	30,000	100%	0	0%
- Alkitab [20 BH x 1 PURA]	2,400,000		2,400,000	100%		0%	2,400,000	100%	0	0%
> FGD DAN FORUM SILATURAHMI KAMTIBMAS	350,454,000		215,732,000	62%	4,800,000	1%	220,532,000	63%	129,922,000	37%
>>FGD	0		0	0%	0	0%	0	0%	0	0%
- Peserta 1 Polres 150 orang, (Tomas, Toda, Toga, Todat)	0		0	0%		0%	0	0%		0%
- Narasumber 3 orang, Panitia 15 orang, Paket Halfday	0		0	0%		0%	0	0%		0%
>> AKOMODASI DAN TRANSPORTASI	98,722,000		0	0%	0	0%	0	0%	98,722,000	100%
- Akomodasi dan konsumsi [168 ORG x 1 KALI]	59,472,000		0	0%		0%	0	0%	59,472,000	100%
- Uang transport peserta [150 ORG x 1 KALI]	22,500,000		0	0%		0%	0	0%	22,500,000	100%
- Honor	0		0	0%		0%	0	0%		0%
- Panitia	0		0	0%		0%	0	0%		0%
- Penanggungjawab [1 ORG x 1 KALI]	450,000		0	0%		0%	0	0%	450,000	100%
- Ketua [1 ORG x 1 KALI]	300,000		0	0%		0%	0	0%	300,000	100%
- Sekretaris/Anggota [13 ORG x 1 KALI]	3,900,000		0	0%		0%	0	0%	3,900,000	100%
- Narasumber [3 ORG x 4 JP]	10,800,000		0	0%		0%	0	0%	10,800,000	100%
- Moderator [1 ORG x 1 KALI]	700,000		0	0%		0%	0	0%	700,000	100%
- Backdrop [2 BH x 1 KALI]	600,000		0	0%		0%	0	0%	600,000	100%
>>FORUM SILATURAHMI KAMTIBMAS	0		0	0%	0	0%	0	0%	0	0%
- Peserta 1 Polres 150 orang, (Tomas, Toda, Toga, Todat)	0		0	0%		0%	0	0%	0	0%
- Panitia 15 orang, Paket Halfday	0		0	0%		0%	0	0%	0	0%
>>AKOMODASI DAN TRANSPORTASI	77,922,000		77,922,000	100%	0	0%	77,922,000	100%	0	0%
- Akomodasi dan konsumsi [168 ORG x 1 KALI]	59,472,000		59,472,000	100%	0	0%	59,472,000	100%	0	0%
- Uang transport peserta [150 ORG x 1 KALI]	15,000,000		15,000,000	100%	0	0%	15,000,000	100%	0	0%
- Honor	0		0	0%	0	0%	0	0%	0	0%
- Panitia	0		0	0%	0	0%	0	0%	0	0%
- Penanggungjawab [1 ORG x 1 KALI]	450,000		450,000	100%	0	0%	450,000	100%	0	0%
- Ketua [1 ORG x 1 KALI]	300,000		300,000	100%	0	0%	300,000	100%	0	0%
- Sekretaris/Anggota [8 ORG x 1 KALI]	2,400,000		2,400,000	100%	0	0%	2,400,000	100%	0	0%
- Backdrop [1 BH x 1 KALI]	300,000		300,000	100%	0	0%	300,000	100%	0	0%
>>ISTIGHOSA/TABLIGH AKBAR	101,810,000		101,810,000	100%	0	0%	101,810,000	100%	0	0%
- Sasaran 700 orang, Panitia 70 orang	0		0	0%		0%	0	0%	0	0%
- Sarana Pendukung	0		0	0%		0%	0	0%	0	0%
- Snack [770 ORG x 1 KALI]	13,090,000		13,090,000	100%		0%	13,090,000	100%	0	0%
- Nasi box [770 ORG x 1 KALI]	31,570,000		31,570,000	100%		0%	31,570,000	100%	0	0%
- Sound system [1 PKT x 1 KALI]	10,000,000		10,000,000	100%		0%	10,000,000	100%	0	0%
- Backdrop [2 BH x 1 KALI]	2,000,000		2,000,000	100%		0%	2,000,000	100%	0	0%
- Penceramah [3 ORG x 1 KALI]	15,000,000		15,000,000	100%		0%	15,000,000	100%	0	0%
- Panitia	0		0	0%		0%	0	0%	0	0%
- Penanggungjawab [1 ORG x 1 KALI]	450,000		450,000	100%		0%	450,000	100%	0	0%
- Ketua [1 ORG x 1 KALI]	300,000		300,000	100%		0%	300,000	100%	0	0%
- Sekretaris/Anggota [98 ORG x 1 KALI]	29,400,000		29,400,000	100%		0%	29,400,000	100%	0	0%
>>TATAP MUKA ANJANGSANA SAMBANG	72,000,000		36,000,000	50%	4,800,000	7%	40,800,000	57%	31,200,000	43%
- Sasaran 10 Tomas, 10 Toga, 10 Todat	0		0	0%		0%	0	0%	0	0%

	- Tim Polres 5 orang termasuk Humas	0	0	0%	0	0%	0	0%	0	0%
	- Sarana Kontak [1 ORG x 30 KALI]	30,000,000	26,000,000	87%	4,000,000	13%	30,000,000	100%	0	0%
	- Tim	0	0	0%	0	0%	0	0%	0	0%
	- Transportasi [5 ORG x 30 KALI]	22,500,000	5,950,000	26%	200,000	1%	6,150,000	27%	16,350,000	73%
	- Uang Harian [5 ORG x 30 KALI]	19,500,000	4,050,000	21%	600,000	3%	4,650,000	24%	14,850,000	76%
IY	FOCUS GROUP DISCUSSION (F G D)	82,200,000	35,550,000	43%	8,700,000	11%	44,250,000	54%	37,950,000	46%
521119	Belanja Barang Operasional Lainnya	69,600,000	32,400,000	47%	8,700,000	13%	41,100,000	59%	28,500,000	41%
	> KEGIATAN FGD DENGAN TOKOH2 MASYARAKAT	69,600,000	32,400,000	47%	8,700,000	13%	41,100,000	59%	28,500,000	41%
	- MAKAN [75 ORG x 4 KALI x 4 BLN]	49,200,000	24,600,000	50%	6,150,000	13%	30,750,000	63%	18,450,000	38%
	- SNACK [75 ORG x 4 KALI x 4 BLN]	20,400,000	7,800,000	38%	2,550,000	13%	10,350,000	51%	10,050,000	49%
521213	Honor Output Kegiatan	12,600,000	3,150,000	25%	0	0%	3,150,000	25%	9,450,000	75%
	> HONOR PANITIA :	12,600,000	3,150,000	25%	0	0%	3,150,000	25%	9,450,000	75%
	- PENANGGUNG JAWAB [1 ORG x 4 KALI]	1,800,000	450,000	25%	0	0%	450,000	25%	1,350,000	75%
	- KETUA [1 ORG x 4 KALI]	1,600,000	400,000	25%	0	0%	400,000	25%	1,200,000	75%
	- SEKRETARIS [1 ORG x 4 KALI]	1,200,000	300,000	25%	0	0%	300,000	25%	900,000	75%
	- ANGGOTA [5 ORG x 4 KALI]	6,000,000	1,500,000	25%	0	0%	1,500,000	25%	4,500,000	75%
	- HONOR NARASUMBER [1 ORG x 4 KALI]	1,200,000	300,000	25%	0	0%	300,000	25%	900,000	75%
	- ATK PELAPORAN	800,000	200,000	25%	0	0%	200,000	25%	600,000	75%
IZ	QUICK WINS	97,072,000	49,536,000	51%	7,906,000	8%	57,442,000	59%	39,630,000	41%
521119	Belanja Barang Operasional Lainnya	97,072,000	49,536,000	51%	7,906,000	8%	57,442,000	59%	39,630,000	41%
	> PENDUKUNG QUICK WINS PROGRAM 1	76,872,000	38,436,000	50%	6,406,000	8%	44,842,000	58%	32,030,000	42%
	>> PENERTIBAN DAN PENEGAKAN HUKUM BAGI ORGANISASI RADIKAL D	0	0	0%	0	0%	0	0%	0	0%
	>> RAPAT DENGAN FUNGSI TERKAIT	11,592,000	5,796,000	50%	966,000	8%	6,762,000	58%	4,830,000	42%
	- Biaya Makan Rapat [12 ORG x 1 HR x 12 KALI]	6,768,000	3,384,000	50%	564,000	8%	3,948,000	58%	2,820,000	42%
	- Biaya Snack Rapat [12 ORG x 1 HR x 12 KALI]	3,024,000	1,512,000	50%	252,000	8%	1,764,000	58%	1,260,000	42%
	- Pembuatan Laporan (fotocopy dan penjiilidan)	1,800,000	900,000	50%	150,000	8%	1,050,000	58%	750,000	42%
	>> SILATURAHMI KE TOKOH-TOKOH MASYARAKAT (TOGA, TODA, TOMAS	65,280,000	32,640,000	50%	5,440,000	8%	38,080,000	58%	27,200,000	42%
	- SILATURAHMI TOGA, TOMA, TODA POLRES [2 ORG x 96 KALI]	8,160,000	4,080,000	50%	680,000	8%	4,760,000	58%	3,400,000	42%
	- SILATURAHMI TOGA, TOMA, TODA POLSEK [7 SEK x 2 ORG x 96 KAL	57,120,000	28,560,000	50%	4,760,000	8%	33,320,000	58%	23,800,000	42%
	> PENDUKUNG QUICK WINS PROGRAM 3	17,100,000	9,000,000	53%	1,500,000	9%	10,500,000	61%	6,600,000	39%
	>> KEGIATAN AKSI NASIONAL PEMBERSIHAN PREMAN DAN PREMANISME	17,100,000	9,000,000	53%	1,500,000	9%	10,500,000	61%	6,600,000	39%
	- Anev kegiatan (Supervisi, pembuatan laporan, pengadaan dll) [5 ORG x 5	17,100,000	9,000,000	53%	1,500,000	9%	10,500,000	61%	6,600,000	39%
	> PENDUKUNG QUICK WINS PROGRAM 6	3,100,000	2,100,000	68%	0	0%	2,100,000	68%	1,000,000	32%
	>> POLISI SEBAGAI PENGGERAK REVOLUSI MENTAL DAN PELOPOR TER	0	0	0%	0	0%	0	0%	0	0%
	>> PEMBINAAN POTMAS	0	0	0%	0	0%	0	0%	0	0%
	>> POLISI CILIK, POLISI SATWA, POLISI PEDULI PENDIDIKAN, POLISI SAH	3,100,000	2,100,000	68%	0	0%	2,100,000	68%	1,000,000	32%
	- SNACK [40 ORG x 3 KALI]	1,800,000	1,200,000	67%	0	0%	1,200,000	67%	600,000	33%
	- HONOR PEMBINA [2 ORG x 3 KALI]	300,000	200,000	67%	0	0%	200,000	67%	100,000	33%
	- ATK	1,000,000	700,000	70%	0	0%	700,000	70%	300,000	30%
5076.004	Jumlah Problem Solving (Pemecahan Masalah)[Base Line]	17,850,000	8,850,000	50%	1,500,000	8%	10,350,000	58%	7,500,000	42%
003	Dukungan Operasional Pertahanan dan Keamanan	17,850,000	8,850,000	50%	1,500,000	8%	10,350,000	58%	7,500,000	42%
IW	OPERASIONAL BABINKAMTIBMAS	17,850,000	8,850,000	50%	1,500,000	8%	10,350,000	58%	7,500,000	42%
521119	Belanja Barang Operasional Lainnya	17,850,000	8,850,000	50%	1,500,000	8%	10,350,000	58%	7,500,000	42%
	- OPERSIONAL BABINKAMTIBMAS [119 ORG x 1 THN]	17,850,000	8,850,000	50%	1,500,000	8%	10,350,000	58%	7,500,000	42%
	JUMLAH	2,157,671,000	1,238,174,000	57%	141,583,000	7%	1,379,757,000	64%	777,914,000	36%

MENGETAHUI
KEPALA KEPOLISIAN RESOR SUMBAWA BARAT



MUSTOFA SIK, MH
AKBP NRP 76101096

Taliwang, Agustus 2019
PS. KABAG REN

SIDIK PRIA MURSITA, SH
AIPTU NRP 76120526

REKAPITULASI PENYERAPAN ANGGARAN RUTIN
SATKER : POLRES SUMBAWA BARAT
BULAN : Juli 2019

	PROGRAM KEGIATAN	PAGU / DIPA	ANGGRAN SETELAH REVISI	REALISASI S/D BLN JALU	REALISASI BLN INI		REALISASI S/D BLN INI	SISA ANGGARAN	
060.01.10	Program Pemeliharaan Keamanan dan Ketertiban Masyarakat	8,217,046,000	8,217,046,000	5,103,434,100	62%	361,181,000	4%	2,752,430,900	33%
3128	Dukungan Manajemen dan Teknis Pemeliharaan Keamanan dan Ketertiban Mas	2,397,845,000		1,013,669,100	42%	241,200,000	10%	1,142,975,900	48%
3128.994	Layanan Perkantoran[Base Line]	2,397,845,000		1,013,669,100	42%	241,200,000	10%	1,142,975,900	48%
002	Operasional dan Pemeliharaan Kantor	305,096,000		151,243,600	50%	25,068,000	8%	128,784,400	42%
GC	MENYELENGGARAKAN TURWALI POLRES (RM)	305,096,000		151,243,600	50%	25,068,000	8%	128,784,400	42%
521119	Belanja Barang Operasional Lainnya	305,096,000		151,243,600	50%	25,068,000	8%	128,784,400	42%
	> DUK TAMBAHAN PATROLI DAERAH RAWAN 3C (SAT SABHARA)	229,950,000		114,030,000	50%	18,900,000	8%	97,020,000	42%
	- UANG SAKU [12 ORG x 365 KALI]	87,600,000		43,440,000	50%	7,200,000	8%	36,960,000	42%
	- UANG MAKAN [12 ORG x 365 KALI]	142,350,000		70,590,000	50%	11,700,000	8%	60,060,000	42%
	> DUK TAMBAHAN PATROLI DAERAH WISATA (SAT SABHARA)	75,146,000		37,213,600	50%	6,168,000	8%	31,764,400	42%
	- UANG SAKU [4 ORG x 365 KALI]	29,200,000		14,480,000	50%	2,400,000	8%	12,320,000	42%
	- UANG MAKAN [4 ORG x 365 KALI]	45,946,000		22,733,600	49%	3,768,000	8%	19,444,400	42%
003	Dukungan Operasional Pertahanan dan Keamanan	2,092,749,000		862,425,500	41%	216,132,000	10%	1,014,191,500	48%
DB	SIDANG DISIPLIN	32,200,000		0	0%	0	0%	32,200,000	100%
521119	Belanja Barang Operasional Lainnya	32,200,000		0	0%	0	0%	32,200,000	100%
	> PENEGAKAN TATA TERTIB DAN DISIPLIN POLRI	32,200,000		0	0%	0	0%	32,200,000	100%
	>>BIAYA PEMERIKSAAN/PEMBERKASAN :	5,600,000		0	0%	0	0%	5,600,000	100%
	- ADM PEMERIKSAAN	0		0	0%	0	0%	0	0%
	- UANG SAKU PEMERIKSA [2 ORG x 2 HARI x 14 KALI]	5,600,000		0	0%	0	0%	5,600,000	100%
	>>PELAKSANAAN SIDANG DISIPLIN :	26,600,000		0	0%	0	0%	26,600,000	100%
	- PIMPINAN SIDANG [1 ORG x 1 HARI x 14 KALI]	4,900,000		0	0%	0	0%	4,900,000	100%
	- PENDAMPING PIMPINAN SIDANG [2 ORG x 1 HARI x 14 KALI]	8,400,000		0	0%	0	0%	8,400,000	100%
	- SEKRETARIS SIDANG [1 ORG x 1 HARI x 14 KALI]	2,100,000		0	0%	0	0%	2,100,000	100%
	- PENUTUT SIDANG [1 ORG x 1 HARI x 14 KALI]	2,100,000		0	0%	0	0%	2,100,000	100%
	- PETUGAS PENGAWAL SIDANG [2 ORG x 1 HARI x 14 KALI]	4,200,000		0	0%	0	0%	4,200,000	100%
	- ROHANIAWAN SIDANG [1 ORG x 1 HARI x 14 KALI]	1,400,000		0	0%	0	0%	1,400,000	100%
	- ADM SIDANG DISIPLIN	3,500,000		0	0%	0	0%	3,500,000	100%
DE	KEGIATAN PEMBINAAN PROVOS	16,200,000		11,900,000	73%	0	0%	4,300,000	27%
521119	Belanja Barang Operasional Lainnya	16,200,000		11,900,000	73%	0	0%	4,300,000	27%
	> KEGIATAN PEMBINAAN DISIPLIN ANGGOTA DI SUBSATKER JAJARAN	16,200,000		11,900,000	73%	0	0%	4,300,000	27%
	- UANG SAKU [4 ORG x 5 HARI x 6 KALI]	12,000,000		9,000,000	75%	0	0%	3,000,000	25%
	- UANG MAKAN [4 ORG x 5 HARI x 6 KALI]	4,200,000		2,900,000	69%	0	0%	1,300,000	31%
DY	KEGIATAN PEMBINAAN	41,050,000		23,590,000	57%	1,550,000	4%	15,910,000	39%
521119	Belanja Barang Operasional Lainnya	41,050,000		23,590,000	57%	1,550,000	4%	15,910,000	39%

	> GIAT SOSIALISASI BAG SUMDA	9,000,000		4,500,000	50%	750,000	8%	5,250,000	58%	3,750,000	42%
	- SNACK [50 ORG x 12 KALI]	9,000,000		4,500,000	50%	750,000	8%	5,250,000	58%	3,750,000	42%
	> GIAT SOSIALISASI REKRUITMENT PENERIMAN ANGGOTA POLRI	2,680,000		2,680,000	100%	0	0%	2,680,000	100%	0	0%
	- UANG SAKU [4 ORG x 4 HARI]	1,600,000		1,600,000	100%		0%	1,600,000	100%	0	0%
	- MAKAN [4 ORG x 4 HARI]	560,000		560,000	100%		0%	560,000	100%	0	0%
	- SPANDUK	520,000		520,000	100%		0%	520,000	100%	0	0%
	> GIAT SUPERVISI BAG SUMDA BERSERTA SUBBAG SARPRAS	9,720,000		4,860,000	50%	0	0%	4,860,000	50%	4,860,000	50%
	- UANG SAKU [6 ORG x 6 HARI x 2 KALI]	7,200,000		3,600,000	50%		0%	3,600,000	50%	3,600,000	50%
	- MAKAN [6 ORG x 6 HARI x 2 KALI]	2,520,000		1,260,000	50%		0%	1,260,000	50%	1,260,000	50%
	> KEGIATAN SIDANG NIKAH DINAS ANGGOTA	6,600,000		3,300,000	50%	0	0%	3,300,000	50%	3,300,000	50%
	- SNACK [50 BUAH x 6 KALI]	4,500,000		2,250,000	50%		0%	2,250,000	50%	2,250,000	50%
	- BANNER 3 X 1 METER	900,000		450,000	50%		0%	450,000	50%	450,000	50%
	- ADMINITRASI SIDANG	1,200,000		600,000	50%		0%	600,000	50%	600,000	50%
	> PEMBELIAN SPANDUK UPACARA DINAS (BAG SUMDA)	9,600,000		4,800,000	50%	800,000	8%	5,600,000	58%	4,000,000	42%
	- SPANDUK 4 X 6 METER	9,600,000		4,800,000	50%	800,000	8%	5,600,000	58%	4,000,000	42%
	> GIAT PENGECEKAN RANDIS (SUBBAG SAPRAS)	2,700,000		2,700,000	100%	0	0%	2,700,000	100%	0	0%
	- SNACK [50 ORG x 2 KALI]	1,500,000		1,500,000	100%		0%	1,500,000	100%	0	0%
	- SPANDUK 4 X 3 METER	1,200,000		1,200,000	100%		0%	1,200,000	100%	0	0%
	> GIAT PENGECEKAN SENPI (SUBBAG SAPRAS)	750,000		750,000	100%	0	0%	750,000	100%	0	0%
	- SNACK [50 ORG x 1 KALI]	750,000		750,000	100%		0%	750,000	100%	0	0%
FT	DUK OPSNAL POLRES	478,270,000		118,413,000	25%	53,091,000	11%	171,504,000	36%	306,766,000	64%
521119	Belanja Barang Operasional Lainnya	177,510,000		72,145,000	41%	7,481,000	4%	79,626,000	45%	97,884,000	55%
	> PENYUSUNAN RARENJA TA. 2020	2,500,000		2,500,000	100%	0	0%	2,500,000	100%	0	0%
	- MAKAN [50 ORG x 1 KALI]	1,750,000		1,750,000	100%		0%	1,750,000	100%	0	0%
	- SNACK [50 ORG x 1 KALI]	750,000		750,000	100%		0%	750,000	100%	0	0%
	> PENYUSUNAN RENJA TA. 2020	2,500,000		0	0%	0	0%	0	0%	2,500,000	100%
	- MAKAN [50 ORG x 1 KALI]	1,750,000		0	0%		0%	0	0%	1,750,000	100%
	- SNACK [50 ORG x 1 KALI]	750,000		0	0%		0%	0	0%	750,000	100%
	> PENYUSUNAN LKIP TA. 2019	5,000,000		0	0%	0	0%	0	0%	5,000,000	100%
	- MAKAN [50 ORG x 2 KALI]	3,500,000		0	0%		0%	0	0%	3,500,000	100%
	- SNACK [50 ORG x 2 KALI]	1,500,000		0	0%		0%	0	0%	1,500,000	100%
	> SOSIALISASI RBP TA. 2019	5,200,000		5,200,000	100%	0	0%	5,200,000	100%	0	0%
	- MAKAN [52 ORG x 2 KALI]	3,640,000		3,640,000	100%		0%	3,640,000	100%	0	0%
	- SNACK [52 ORG x 2 KALI]	1,560,000		1,560,000	100%		0%	1,560,000	100%	0	0%
	> KEGIATAN SOSIALISASI ITK DAN ZONA INTEGRITAS TA. 2019	5,700,000		0	0%	0	0%	0	0%	5,700,000	100%
	- MAKAN [57 ORG x 2 KALI]	3,990,000		0	0%		0%	0	0%	3,990,000	100%
	- SNACK [57 ORG x 2 KALI]	1,710,000		0	0%		0%	0	0%	1,710,000	100%
	> RAPAT PELAPORAN QUICK WINS	2,400,000		1,800,000	75%	0	0%	1,800,000	75%	600,000	25%
	- MAKAN [12 ORG x 4 KALI]	1,680,000		1,260,000	75%		0%	1,260,000	75%	420,000	25%
	- SNACK [12 ORG x 4 KALI]	720,000		540,000	75%		0%	540,000	75%	180,000	25%
	> KEGIATAN PENDATAAN ASET OLEH BAG REN	5,962,000		2,981,000	50%	2,981,000	50%	5,962,000	100%	0	0%
	- UANG SAKU [4 ORG x 4 HARI x 2 KALI]	3,200,000		1,600,000	50%	1,600,000	50%	3,200,000	100%	0	0%
	- MAKAN [4 ORG x 4 HARI x 2 KALI]	1,920,000		960,000	50%	960,000	50%	1,920,000	100%	0	0%
	- SNACK [4 ORG x 4 HARI x 2 KALI]	800,000		400,000	50%	400,000	50%	800,000	100%	0	0%
	- ADM LAPORAN	42,000		21,000	50%	21,000	50%	42,000	100%	0	0%

	> PEMBELIAN BANNER RKT ANGGARAN TA. 2019	16,164,000		16,164,000	100%	0	0%	16,164,000	100%	0	0%
	- BANNER RKT POLRES	1,200,000		1,200,000	100%		0%	1,200,000	100%	0	0%
	- BANNER RKT SUBSATKER	11,900,000		11,900,000	100%		0%	11,900,000	100%	0	0%
	- PEMBUATAN BILLBOARD	3,064,000		3,064,000	100%		0%	3,064,000	100%	0	0%
	> PERJALANAN DINAS KE KPPN SUMBAWA BESAR	34,500,000		19,500,000	57%	4,500,000	13%	24,000,000	70%	10,500,000	30%
	>> PEMBINAAN ADMINISTRASI DAN PENGELOLAAN KEUANGAN	34,500,000		19,500,000	57%	4,500,000	13%	24,000,000	70%	10,500,000	30%
	>>>BINTARA :	30,000,000		19,500,000	65%	0	0%	19,500,000	65%	10,500,000	35%
	- UANG HARIAN [2 ORG x 2 HARI x 12 KALI]	16,800,000		9,600,000	57%		0%	9,600,000	57%	7,200,000	43%
	- UANG PENGINAPAN [2 ORG x 1 HARI x 12 KALI]	6,000,000		6,000,000	100%		0%	6,000,000	100%	0	0%
	- TRANSPORTASI [2 ORG x 2 PP x 12 KALI]	7,200,000		3,900,000	54%		0%	3,900,000	54%	3,300,000	46%
	>>>PERJALANAN DINAS SUPERVISI IRWASUM POLRI (SEKSI KEUANGAN)	4,500,000		0	0%	4,500,000	100%	4,500,000	100%	0	0%
	- UANG HARIAN [3 ORG x 2 HARI x 1 KALI]	2,400,000		0	0%	2,400,000	100%	2,400,000	100%	0	0%
	- UANG PENGINAPAN [3 ORG x 2 HARI x 1 KALI]	1,200,000		0	0%	1200000	100%	1,200,000	100%	0	0%
	- TRANSPORTASI [3 ORG x 2 PP x 1 KALI]	900,000		0	0%	900000	100%	900,000	100%	0	0%
	> DUK PULSA OPERATOR SISTEM POLRES	24,000,000		24,000,000	100%	0	0%	24,000,000	100%	0	0%
	- OPERATOR [8 ORG x 12 BLN]	24,000,000		24,000,000	100%		0%	24,000,000	100%	0	0%
	> PENGAMANAN HARLAH KAB. SUMBAWA BARAT TAHUN 2019	14,784,000		0	0%	0	0%	0	0%	14,784,000	100%
	- UANG SAKU [132 ORG x 2 KALI]	5,808,000		0	0%		0%	0	0%	5,808,000	100%
	- UANG MAKAN [132 ORG x 2 KALI]	8,976,000		0	0%		0%	0	0%	8,976,000	100%
	> PENGAMANAN KUNJUNGAN/KEDATANGAN VIP DAN VVIP	6,720,000		0	0%	0	0%	0	0%	6,720,000	100%
	- UANG SAKU [60 ORG x 2 KALI]	2,640,000		0	0%		0%	0	0%	2,640,000	100%
	- UANG MAKAN [60 ORG x 2 KALI]	4,080,000		0	0%		0%	0	0%	4,080,000	100%
	> PENGAMANAN GIAT MASYARAKAT	33,600,000		0	0%	0	0%	0	0%	33,600,000	100%
	- UANG SAKU [25 ORG x 24 KALI]	13,200,000		0	0%		0%	0	0%	13,200,000	100%
	- UANG MAKAN [25 ORG x 24 KALI]	20,400,000		0	0%		0%	0	0%	20,400,000	100%
	> PENGAMANAN UNJUK RASA	18,480,000		0	0%	0	0%	0	0%	18,480,000	100%
	- UANG SAKU [110 ORG x 3 KALI]	7,260,000		0	0%		0%	0	0%	7,260,000	100%
	- UANG MAKAN [110 ORG x 3 KALI]	11,220,000		0	0%		0%	0	0%	11,220,000	100%
524111	Beban Perjalanan Dinas Biasa	300,760,000		46,268,000	15%	45,610,000	15%	91,878,000	31%	208,882,000	69%
	> DUKUNGAN PERJALANAN DINAS TUGAS KE MATARAM	280,320,000		46,268,000	17%	45,610,000	16%	91,878,000	33%	188,442,000	67%
	>>PAMEN :	118,320,000		6,240,000	5%	0	0%	6,240,000	5%	112,080,000	95%
	- UANG HARIAN [3 ORG x 3 HARI x 17 KALI]	67,320,000		3,840,000	6%		0%	3,840,000	6%	63,480,000	94%
	- PENGINAPAN [3 ORG x 2 HARI x 17 KALI]	35,700,000		2,100,000	6%		0%	2,100,000	6%	33,600,000	94%
	- TRANSPORTASI [3 ORG x 2 PP x 17 KALI]	15,300,000		300,000	2%		0%	300,000	2%	15,000,000	98%
	>>PAMA :	72,000,000		0	0%	4,810,000	7%	4,810,000	7%	67,190,000	93%
	- UANG HARIAN [3 ORG x 3 HARI x 12 KALI]	43,200,000		0	0%	4,810,000	11%	4,810,000	11%	38,390,000	89%
	- PENGINAPAN [3 ORG x 2 HARI x 12 KALI]	18,000,000		0	0%		0%	0	0%	18,000,000	100%
	- TRANSPORTASI [3 ORG x 2 PP x 12 KALI]	10,800,000		0	0%		0%	0	0%	10,800,000	100%
	>>BINTARA :	90,000,000		40,028,000	44%	40,800,000	45%	80,828,000	90%	9,172,000	10%
	- UANG HARIAN [3 ORG x 2 HARI x 20 KALI]	42,000,000		25,000,000	60%	17,000,000	40%	42,000,000	100%	0	0%
	- PENGINAPAN [3 ORG x 2 HARI x 20 KALI]	30,000,000		10,428,000	35%	19,572,000	65%	30,000,000	100%	0	0%
	- TRANSPORTASI [3 ORG x 2 PP x 20 KALI]	18,000,000		4,600,000	26%	4,228,000	23%	8,828,000	49%	9,172,000	51%
	> DUK JALDIS OPERATOR SISTEM (TUGAS/PELATIHAN)	10,560,000		0	0%	0	0%	0	0%	10,560,000	100%
	- BINTARA :	10,560,000		0	0%	0	0%	0	0%	10,560,000	100%
	- UANG HARIAN [2 ORG x 2 HARI x 4 KALI]	4,160,000		0	0%		0%	0	0%	4,160,000	100%

	- PINGINAPAN [2 ORG x 2 HARI x 4 KALI]	4,000,000		0	0%		0%	0	0%	4,000,000	100%
	- TRANSPORTASI [2 ORG x 2 PP x 4 KALI]	2,400,000		0	0%		0%	0	0%	2,400,000	100%
	> PERJALANAN DINAS REVISI KE DJPB PROVINSI NTB	9,880,000		0	0%	0	0%	0	0%	9,880,000	100%
	>>DUK JALDIS PAMEN :	3,560,000		0	0%	0	0%	0	0%	3,560,000	100%
	- UANG HARIAN [1 ORG x 2 HARI x 2 KALI]	1,760,000		0	0%		0%	0	0%	1,760,000	100%
	- UANG PINGINAPAN [1 ORG x 2 HARI x 2 KALI]	1,200,000		0	0%		0%	0	0%	1,200,000	100%
	- TRANSPORTASI [1 ORG x 2 PP x 2 KALI]	600,000		0	0%		0%	0	0%	600,000	100%
	>>DUK JALDIS BINTARA :	6,320,000		0	0%	0	0%	0	0%	6,320,000	100%
	- UANG HARIAN [2 ORG x 2 HARI x 2 KALI]	3,520,000		0	0%		0%	0	0%	3,520,000	100%
	- UANG PINGINAPAN [2 ORG x 2 HARI x 2 KALI]	1,600,000		0	0%		0%	0	0%	1,600,000	100%
	- TRANSPORTASI [2 ORG x 2 PP x 2 KALI]	1,200,000		0	0%		0%	0	0%	1,200,000	100%
	> PEMBINAAN ADMINISTRASI DAN PENGELOLAAN KEUANGAN	0		0	0%		0%	0	0%	0	0%
FU	DUKUNGAN OPERASIONAL SATKER (POLSEK)	238,336,000		96,324,000	40%	22,054,000	9%	118,378,000	50%	119,958,000	50%
521119	Belanja Barang Operasional Lainnya	238,336,000		96,324,000	40%	22,054,000	9%	118,378,000	50%	119,958,000	50%
	> POLSEK MALUK	39,432,000		19,716,000	50%	3,286,000	8%	23,002,000	58%	16,430,000	42%
	>> PENGAMANAN GIAT MASYARAKAT	37,632,000		18,816,000	50%	3,136,000	8%	21,952,000	58%	15,680,000	42%
	- UANG MAKAN [8 ORG x 84 KALI]	22,848,000		11,424,000	50%	1,904,000	8%	13,328,000	58%	9,520,000	42%
	- UANG SAKU [8 ORG x 84 KALI]	14,784,000		7,392,000	50%	1,232,000	8%	8,624,000	58%	6,160,000	42%
	>> DUK PULSA SIUM	1,800,000		900,000	50%	150,000	8%	1,050,000	58%	750,000	42%
	- SIUM MALUK	1,800,000		900,000	50%	150,000	8%	1,050,000	58%	750,000	42%
	> POLSEK TALIWANG	77,320,000		18,816,000	24%	3,136,000	4%	21,952,000	28%	55,368,000	72%
	>> PENGAMANAN GIAT MASYARAKAT	37,632,000		18,816,000	50%	3,136,000	8%	21,952,000	58%	15,680,000	42%
	- UANG MAKAN [8 ORG x 84 KALI]	22,848,000		11,424,000	50%	1,904,000	8%	13,328,000	58%	9,520,000	42%
	- UANG SAKU [8 ORG x 84 KALI]	14,784,000		7,392,000	50%	1,232,000	8%	8,624,000	58%	6,160,000	42%
	>> TAMBAHAN DUKUNGAN GIAT LIDIK SIDIK	39,688,000		0	0%	0	0%	0	0%	39,688,000	100%
	- PERKARA SEDANG	39,688,000		0	0%		0%	0	0%	39,688,000	100%
	> POLSEK SETELUK	28,224,000		14,112,000	50%	2,352,000	8%	16,464,000	58%	11,760,000	42%
	>> PENGAMANAN GIAT MASYARAKAT	28,224,000		14,112,000	50%	2,352,000	8%	16,464,000	58%	11,760,000	42%
	- UANG MAKAN [7 ORG x 72 KALI]	17,136,000		8,568,000	50%	1,428,000	8%	9,996,000	58%	7,140,000	42%
	- UANG SAKU [7 ORG x 72 KALI]	11,088,000		5,544,000	50%	924,000	8%	6,468,000	58%	4,620,000	42%
	> POLSEK JEREWEH	28,224,000		14,112,000	50%	2,352,000	8%	16,464,000	58%	11,760,000	42%
	>> PENGAMANAN GIAT MASYARAKAT	28,224,000		14,112,000	50%	2,352,000	8%	16,464,000	58%	11,760,000	42%
	- UANG MAKAN [7 ORG x 72 KALI]	17,136,000		8,568,000	50%	1,428,000	8%	9,996,000	58%	7,140,000	42%
	- UANG SAKU [7 ORG x 72 KALI]	11,088,000		5,544,000	50%	924,000	8%	6,468,000	58%	4,620,000	42%
	> POLSEK BRANG REA	24,192,000		12,096,000	50%	2,016,000	8%	14,112,000	58%	10,080,000	42%
	>> PENGAMANAN GIAT MASYARAKAT	24,192,000		12,096,000	50%	2,016,000	8%	14,112,000	58%	10,080,000	42%
	- UANG MAKAN [6 ORG x 72 KALI]	14,688,000		7,344,000	50%	1,224,000	8%	8,568,000	58%	6,120,000	42%
	- UANG SAKU [6 ORG x 72 KALI]	9,504,000		4,752,000	50%	792,000	8%	5,544,000	58%	3,960,000	42%
	> POLSEK SEKONGKANG	24,192,000		12,096,000	50%	2,016,000	8%	14,112,000	58%	10,080,000	42%
	>> PENGAMANAN GIAT MASYARAKAT	24,192,000		12,096,000	50%	2,016,000	8%	14,112,000	58%	10,080,000	42%
	- UANG MAKAN [6 ORG x 72 KALI]	14,688,000		7,344,000	50%	1,224,000	8%	8,568,000	58%	6,120,000	42%
	- UANG SAKU [6 ORG x 72 KALI]	9,504,000		4,752,000	50%	792,000	8%	5,544,000	58%	3,960,000	42%
	> POLSEK KP3 TANO	10,752,000		5,376,000	50%	896,000	8%	6,272,000	58%	4,480,000	42%
	>> PENGAMANAN GIAT MASYARAKAT	10,752,000		5,376,000	50%	896,000	8%	6,272,000	58%	4,480,000	42%
	- UANG MAKAN [4 ORG x 48 KALI]	6,528,000		3,264,000	50%	544,000	8%	3,808,000	58%	2,720,000	42%

	- UANG SAKU [4 ORG x 48 KALI]	4,224,000		2,112,000	50%	352,000	8%	2,464,000	58%	1,760,000	42%
	> PERJALANAN DINAS SUPERVISI IRWASUM POLRI	6,000,000		0	0%	6,000,000	100%	6,000,000	100%	0	0%
	- UANG HARIAN [4 ORG x 2 HARI x 1 KALI]	3,200,000		0	0%	3,200,000	100%	3,200,000	100%	0	0%
	- UANG PENGINAPAN [4 ORG x 2 HARI x 1 KALI]	1,600,000		0	0%	1,600,000	100%	1,600,000	100%	0	0%
	- TRANSPORTASI [4 ORG x 2 PP x 1 KALI]	1,200,000		0	0%	1,200,000	100%	1,200,000	100%	0	0%
FZ	ULP NON ORGANIK JAGA FUNGSI (POLRES)	452,084,000		198,735,800	44%	72,028,800	16%	270,764,600	60%	181,319,400	40%
521112	Belanja pengadaan bahan makanan	431,649,000		178,300,800	41%	72,028,800	17%	250,329,600	58%	181,319,400	42%
	- BIAYA PENGADAAN ULP NON ORGANIK	0		0	0%		0%	0	0%	0	0%
	- POLRES [18 ORG x 365 HARI]	431,649,000		178,300,800	41%	72,028,800	17%	250,329,600	58%	181,319,400	42%
521119	Belanja Barang Operasional Lainnya	965,000		965,000	100%	0	0%	965,000	100%	0	0%
	> ADMINISTRASI DAN DOKUMENTASI	845,000		845,000	100%	0	0%	845,000	100%	0	0%
	- KERTAS F4	126,000		126,000	100%		0%	126,000	100%	0	0%
	- KERTAS A4	120,000		120,000	100%		0%	120,000	100%	0	0%
	- JILID DAN CARTER	105,000		105,000	100%		0%	105,000	100%	0	0%
	- FOTO COPY	23,000		23,000	100%		0%	23,000	100%	0	0%
	- TINTA SERBUK	450,000		450,000	100%		0%	450,000	100%	0	0%
	- FOTO COPY LAPORAN	21,000		21,000	100%		0%	21,000	100%	0	0%
	> BIAYA RAPAT	120,000		120,000	100%	0	0%	120,000	100%	0	0%
	- SNACK [8 ORG x 1 KALI]	120,000		120,000	100%		0%	120,000	100%	0	0%
521213	Honor Output Kegiatan	19,470,000		19,470,000	100%	0	0%	19,470,000	100%	0	0%
	> HONOR PANITIA PENGADAAN	9,120,000		9,120,000	100%	0	0%	9,120,000	100%	0	0%
	- PANITIA PENGADAAN [8 ORG x 1 GIAT]	9,120,000		9,120,000	100%		0%	9,120,000	100%	0	0%
	> HONOR PEMERIKSA	2,650,000		2,650,000	100%	0	0%	2,650,000	100%	0	0%
	- PANITIA PEMERIKSAAN [5 ORG x 1 P]	2,650,000		2,650,000	100%		0%	2,650,000	100%	0	0%
	> HONOR PANITIA PENERIMA HASIL PEKERJAAN	7,700,000		7,700,000	100%	0	0%	7,700,000	100%	0	0%
	- BAG REN [3 ORG x 1 OP]	2,310,000		2,310,000	100%		0%	2,310,000	100%	0	0%
	- SUBBAG SARPRAS [4 ORG x 1 OP]	3,080,000		3,080,000	100%		0%	3,080,000	100%	0	0%
	- STAF KEUANGAN [3 ORG x 1 OP]	2,310,000		2,310,000	100%		0%	2,310,000	100%	0	0%
GA	ULP NON ORGANIK JAGA FUNGSI (POLSEK)	823,809,000		408,062,700	50%	67,408,200	8%	475,470,900	58%	348,338,100	42%
521112	Belanja pengadaan bahan makanan	823,809,000		408,062,700	50%	67,408,200	8%	475,470,900	58%	348,338,100	42%
	>POLSEK URBAN	143,883,000		71,350,200	50%	10,183,500	7%	81,533,700	57%	62,349,300	43%
	- - POLSEK MALUK [6 ORG x 365 HARI]	143,883,000		71,350,200	50%	10,183,500	7%	81,533,700	57%	62,349,300	43%
	>3 POLSEK RURAL	320,220,000		158,337,000	49%	26,674,200	8%	185,011,200	58%	135,208,800	42%
	- - POLSEK JEREWEH [5 ORG x 365 HARI]	119,902,000		59,458,500	50%	10,183,500	8%	69,642,000	58%	50,260,000	42%
	- - POLSEK SETELUK [4 ORG x 306 HARI]	80,416,000		39,420,000	49%	6,307,200	8%	45,727,200	57%	34,688,800	43%
	- - POLSEK TALIWANG [5 ORG x 365 HARI]	119,902,000		59,458,500	50%	10,183,500	8%	69,642,000	58%	50,260,000	42%
	>3 POLSEK PRA RURAL	359,706,000		178,375,500	50%	30,550,500	8%	208,926,000	58%	150,780,000	42%
	- - POLSEK BRANG REA [5 ORG x 365 HARI]	119,902,000		59,458,500	50%	10,183,500	8%	69,642,000	58%	50,260,000	42%
	- - POLSEK SEKONGKANG [5 ORG x 365 HARI]	119,902,000		59,458,500	50%	10,183,500	8%	69,642,000	58%	50,260,000	42%
	- - POLSEK KP3 TANO [5 ORG x 365 HARI]	119,902,000		59,458,500	50%	10,183,500	8%	69,642,000	58%	50,260,000	42%
GT	SENTRA PELAYANAN KEPOLISIAN	10,800,000		5,400,000	50%	0	0%	5,400,000	50%	5,400,000	50%
521119	Belanja Barang Operasional Lainnya	10,800,000		5,400,000	50%	0	0%	5,400,000	50%	5,400,000	50%
	> GIAT SUPERVISI ADMINISTRASI SPKT KE POLSEK JAJARAN	10,800,000		5,400,000	50%	0	0%	5,400,000	50%	5,400,000	50%
	- UANG SAKU [4 ORG x 5 HARI x 4 KALI]	8,000,000		4,000,000	50%		0%	4,000,000	50%	4,000,000	50%
	- MAKAN [4 ORG x 5 HARI x 4 KALI]	2,800,000		1,400,000	50%		0%	1,400,000	50%	1,400,000	50%

3130	Pembinaan Pelayanan Fungsi Sabhara	887,762,000		442,924,000	50%	74,606,000	8%	517,530,000	58%	370,232,000	42%
3130.003	Layanan Pembinaan Fungsi Sabhara[Base Line]	418,052,000		208,548,000	50%	35,002,000	8%	243,550,000	58%	174,502,000	42%
003	Dukungan Operasional Pertahanan dan Keamanan	418,052,000		208,548,000	50%	35,002,000	8%	243,550,000	58%	174,502,000	42%
IZ	QUICK WINS	418,052,000		208,548,000	50%	35,002,000	8%	243,550,000	58%	174,502,000	42%
521119	Belanja Barang Operasional Lainnya	418,052,000		208,548,000	50%	35,002,000	8%	243,550,000	58%	174,502,000	42%
	> PENDUKUNG QUICK WINS PROGRAM 1	209,088,000		104,544,000	50%	17,424,000	8%	121,968,000	58%	87,120,000	42%
	>> PENERTIBAN DAN PENEGAKAN HUKUM BAGI ORGANISASI RADIKAL D	209,088,000		104,544,000	50%	17,424,000	8%	121,968,000	58%	87,120,000	42%
	- GIAT PATROLI POLRES [8 ORG x 144 KALI]	76,032,000		38,016,000	50%	6,336,000	8%	44,352,000	58%	31,680,000	42%
	- GIAT PATROLI POLSEK [7 SEK x 2 ORG x 144 KALI]	133,056,000		66,528,000	50%	11,088,000	8%	77,616,000	58%	55,440,000	42%
	> PENDUKUNG QUICK WINS PROGRAM 3	207,644,000		103,212,000	50%	17,446,000	8%	120,658,000	58%	86,986,000	42%
	>> AKSI NASIONAL PEMBERISIHAN PREMAN DAN PREMANISME	207,644,000		103,212,000	50%	17,446,000	8%	120,658,000	58%	86,986,000	42%
	- GIAT PATROLI POLRES [2 ORG x 365 KALI]	44,530,000		22,082,000	50%	3,782,000	8%	25,864,000	58%	18,666,000	42%
	- GIAT PATROLI POLSEK [7 SEK x 2 ORG x 191 KALI]	163,114,000		81,130,000	50%	13,664,000	8%	94,794,000	58%	68,320,000	42%
	> PENDUKUNG QUICK WINS PROGRAM 6	1,320,000		792,000	60%	132,000	10%	924,000	70%	396,000	30%
	>> POLISI SEBAGAI PENGGERAK REVOLUSI MENTAL DAN PELOPOR TER	1,320,000		792,000	60%	132,000	10%	924,000	70%	396,000	30%
	- GIAT PATROLI [2 ORG x 10 KALI]	1,320,000		792,000	60%	132,000	10%	924,000	70%	396,000	30%
3130.005	Pengaturan, Pengawasan dan Patroli (Pengamanan Aksi Unjuk Rasa)[Base Line]	469,710,000		234,376,000	50%	39,604,000	8%	273,980,000	58%	195,730,000	42%
003	Dukungan Operasional Pertahanan dan Keamanan	469,710,000		234,376,000	50%	39,604,000	8%	273,980,000	58%	195,730,000	42%
GG	MENYELENGGARAKAN PENGATURAN, PENGAWALAN DAN PATROLI POLS	249,750,000		124,396,000	50%	20,884,000	8%	145,280,000	58%	104,470,000	42%
521119	Belanja Barang Operasional Lainnya	249,750,000		124,396,000	50%	20,884,000	8%	145,280,000	58%	104,470,000	42%
	> 1 POLSEK URBAN	35,750,000		17,810,000	50%	2,990,000	8%	20,800,000	58%	14,950,000	42%
	- POLSEK MALUK [2 ORG x 275 KALI]	35,750,000		17,810,000	50%	2,990,000	8%	20,800,000	58%	14,950,000	42%
	> 3 POLSEK RURAL	107,250,000		53,430,000	50%	8,970,000	8%	62,400,000	58%	44,850,000	42%
	- POLSEK TALIWANG [2 ORG x 275 KALI]	35,750,000		17,810,000	50%	2,990,000	8%	20,800,000	58%	14,950,000	42%
	- POLSEK JEREWEH [2 ORG x 275 KALI]	35,750,000		17,810,000	50%	2,990,000	8%	20,800,000	58%	14,950,000	42%
	- POLSEK SETELUK [2 ORG x 275 KALI]	35,750,000		17,810,000	50%	2,990,000	8%	20,800,000	58%	14,950,000	42%
	> 3 POLSEK PRA RURAL	106,750,000		53,156,000	50%	8,924,000	8%	62,080,000	58%	44,670,000	42%
	- POLSEK SEKONGKANG [2 ORG x 275 KALI]	35,750,000		17,810,000	50%	2,990,000	8%	20,800,000	58%	14,950,000	42%
	- POLSEK BARNG REA [2 ORG x 275 KALI]	35,750,000		17,810,000	50%	2,990,000	8%	20,800,000	58%	14,950,000	42%
	- POLSEK KP3 TANO [2 ORG x 275 KALI]	35,250,000		17,536,000	50%	2,944,000	8%	20,480,000	58%	14,770,000	42%
IE	MENYELENGGARAKAN PENGATURAN, PENGAWALAN DAN PATROLI POLS	219,960,000		109,980,000	50%	18,720,000	9%	128,700,000	59%	91,260,000	41%
521119	Belanja Barang Operasional Lainnya	219,960,000		109,980,000	50%	18,720,000	9%	128,700,000	59%	91,260,000	41%
	- SAT SABHARA POLRES [12 ORG x 282 KALI]	219,960,000		109,980,000	50%	18,720,000	9%	128,700,000	59%	91,260,000	41%
3131	Penyelenggaraan Pengamanan Objek Vital	196,416,000		97,405,000	50%	16,680,000	8%	114,085,000	58%	82,331,000	42%
3131.003	Layanan Pembinaan Pengamanan Objek Vital/Objek Vital nasional[Base Line]	196,416,000		97,405,000	50%	16,680,000	8%	114,085,000	58%	82,331,000	42%
003	Dukungan Operasional Pertahanan dan Keamanan	196,416,000		97,405,000	50%	16,680,000	8%	114,085,000	58%	82,331,000	42%
CW	MENYELENGGARAKAN PENGAMANAN KEPOLISIAN	196,416,000		97,405,000	50%	16,680,000	8%	114,085,000	58%	82,331,000	42%
521119	Belanja Barang Operasional Lainnya	196,416,000		97,405,000	50%	16,680,000	8%	114,085,000	58%	82,331,000	42%
	> BANTUAN PAM OBVIT/OBVTNAS	196,416,000		97,405,000	50%	16,680,000	8%	114,085,000	58%	82,331,000	42%
	- UANG SAKU [5 ORG x 365 HARI]	91,250,000		45,250,000	50%	7,750,000	8%	53,000,000	58%	38,250,000	42%
	- UANG MAKAN [5 ORG x 365 HARI]	94,900,000		47,060,000	50%	8,060,000	8%	55,120,000	58%	39,780,000	42%
	- PULSA [5 ORG x 365 HARI]	9,125,000		4,525,000	50%	775,000	8%	5,300,000	58%	3,825,000	42%
	- ADM LAPORAN	1,141,000		570,000	50%	95,000	8%	665,000	58%	476,000	42%
3133	Peningkatan Pelayanan Keamanan dan Keselamatan Masyarakat di Bidang Lant	910,113,000	910,113,000	362,535,000	40%	28,695,000	3%	391,230,000	43%	518,883,000	57%
3133.002	Layanan Pembinaan Teknis Fungsi Lalu Lintas[Base Line]	910,113,000	910,113,000	362,535,000	40%	28,695,000	3%	391,230,000	43%	518,883,000	57%

003	Dukungan Operasional Pertahanan dan Keamanan	910,113,000	910,113,000	362,535,000	40%	28,695,000	3%	391,230,000	43%	518,883,000	57%
B	HOROR PNPB	104,280,000	124,280,000	50,690,000	41%	0	0%	50,690,000	41%	73,590,000	59%
521115	Honor Operasional Satuan Kerja	104,280,000	124,280,000	50,690,000	41%	0	0%	50,690,000	41%	73,590,000	59%
	- BENDAHARA PENERIMAAN [1 ORG x 12 BLN]	6,000,000		1,500,000	25%		0%	1,500,000	25%	4,500,000	75%
	- PEMBANTU BENDAHARA PELAKSANA SIM [1 ORG x 12 BLN]	4,440,000		1,110,000	25%		0%	1,110,000	25%	3,330,000	75%
	- PEMBANTU BENDAHARA STCK [1 ORG x 12 BLN]	4,440,000		1,110,000	25%		0%	1,110,000	25%	3,330,000	75%
	- PEMBANTU BENDAHARA BPKB [1 ORG x 12 BLN]	4,200,000		1,050,000	25%		0%	1,050,000	25%	3,150,000	75%
	- PEMBANTU BENDAHARA TNKB [1 ORG x 12 BLN]	3,000,000		750,000	25%		0%	750,000	25%	2,250,000	75%
	- PEMBANTU BENDAHARA TILANG [1 ORG x 12 BLN]	2,400,000		600,000	25%		0%	600,000	25%	1,800,000	75%
	- PETUGAS PELAKSANA SIM [6 ORG x 12 BLN]	10,800,000		2,700,000	25%		0%	2,700,000	25%	8,100,000	75%
	- PETUGAS PELAKSANA SAMSAT [5 ORG x 12 BLN]	9,000,000		2,250,000	25%		0%	2,250,000	25%	6,750,000	75%
	- HONOR TILANG	60,000,000	80,000,000	39,620,000	50%		0%	39,620,000	50%	40,380,000	50%
BO	BIAYA LISTRIK	14,400,000		7,200,000	50%	1,200,000	8%	8,400,000	58%	6,000,000	42%
522111	Belanja Langganan Listrik	14,400,000		7,200,000	50%	1,200,000	8%	8,400,000	58%	6,000,000	42%
	- BIAYA LISTRIK	14,400,000		7,200,000	50%	1,200,000	8%	8,400,000	58%	6,000,000	42%
BP	BIAYA TELEPON	30,000,000		15,000,000	50%	2,500,000	8%	17,500,000	58%	12,500,000	42%
522112	Belanja Langganan Telepon	30,000,000		15,000,000	50%	2,500,000	8%	17,500,000	58%	12,500,000	42%
	- BIAYA TELEPON SAT LANTAS	6,000,000		3,000,000	50%	500,000	8%	3,500,000	58%	2,500,000	42%
	> PEMBAYARAN WIFI	24,000,000		12,000,000	50%	2,000,000	8%	14,000,000	58%	10,000,000	42%
	- WIFI URMIN SATLANTAS	7,200,000		3,600,000	50%	600,000	8%	4,200,000	58%	3,000,000	42%
	- BAG REN	10,800,000		5,400,000	50%	900,000	8%	6,300,000	58%	4,500,000	42%
	- SI KEU	6,000,000		3,000,000	50%	500,000	8%	3,500,000	58%	2,500,000	42%
FV	MENYELENGGARAKAN OPERASI KEPOLISIAN	486,420,000		151,640,000	37%	4,640,000	1%	156,280,000	38%	256,640,000	62%
521119	Belanja Barang Operasional Lainnya	486,420,000		151,640,000	37%	4,640,000	1%	156,280,000	38%	256,640,000	62%
	> OPERASI ZEBRA TA. 2019	109,640,000		0	0%	0	0%	0	0%	109,640,000	100%
	>>LAT PRA OPS :	1,240,000		0	0%	0	0%	0	0%	1,240,000	100%
	- SNACK & DRINK [50 ORG x 1 KALI]	850,000		0	0%		0%	0	0%	850,000	100%
	- HONOR INSTRUKTUR [2 ORG x 3 JAM]	390,000		0	0%		0%	0	0%	390,000	100%
	>>GELAR PASUKAN :	3,400,000		0	0%	0	0%	0	0%	3,400,000	100%
	- SNACK & DRINK [200 ORG x 1 KALI]	3,400,000		0	0%		0%	0	0%	3,400,000	100%
	>>PELAKSANAAN OPERASI :	105,000,000		0	0%	0	0%	0	0%	105,000,000	100%
	- MAKAN OPERASI [50 ORG x 14 HARI]	60,900,000		0	0%		0%	0	0%	60,900,000	100%
	- UANG SAKU [50 ORG x 14 HARI]	37,100,000		0	0%		0%	0	0%	37,100,000	100%
	- DANA SATUAN [50 ORG x 14 HARI]	7,000,000		0	0%		0%	0	0%	7,000,000	100%
	> OPERASI PATUH TA. 2019	151,640,000		0	0%	4,640,000	3%	4,640,000	3%	147,000,000	97%
	>>LAT PRA OPS :	1,240,000		0	0%	1,240,000	100%	1,240,000	100%	0	0%
	- SNACK & DRINK [50 ORG x 1 KALI]	850,000		0	0%	850000	100%	850,000	100%	0	0%
	- HONOR INSTRUKTUR [2 ORG x 3 JAM]	390,000		0	0%	390000	100%	390,000	100%	0	0%
	>>GELAR PASUKAN :	3,400,000		0	0%	3,400,000	100%	3,400,000	100%	0	0%
	- SNACK & DRINK [200 ORG x 1 KALI]	3,400,000		0	0%	3400000	100%	3,400,000	100%	0	0%
	>>PELAKSANAAN OPERASI :	147,000,000		0	0%	0	0%	0	0%	147,000,000	100%
	- MAKAN OPERASI [70 ORG x 14 HARI]	85,260,000		0	0%		0%	0	0%	85,260,000	100%
	- UANG SAKU [70 ORG x 14 HARI]	51,940,000		0	0%		0%	0	0%	51,940,000	100%
	- DANA SATUAN [70 ORG x 14 HARI]	9,800,000		0	0%		0%	0	0%	9,800,000	100%
	> OPERASI SIMPATIK TA. 2019	225,140,000	151,640,000	151,640,000	100%	0	0%	151,640,000	100%	0	0%


	>>LAT PRA OPS :	1,240,000		1,240,000	100%	0	0%	1,240,000	100%	0	0%
	- SNACK & DRINK [50 ORG x 1 KALI]	850,000		850,000	100%		0%	850,000	100%	0	0%
	- HONOR INSTRUKTUR [2 ORG x 3 JAM]	390,000		390,000	100%		0%	390,000	100%	0	0%
	>>GELAR PASUKAN :	3,400,000		3,400,000	100%	0	0%	3,400,000	100%	0	0%
	- SNACK & DRINK [200 ORG x 1 KALI]	3,400,000		3,400,000	100%		0%	3,400,000	100%	0	0%
	>>PELAKSANAAN OPERASI :	220,500,000		147,000,000	100%	0	0%	147,000,000	100%	0	0%
	- MAKAN OPERASI [70 ORG x 21 HARI]	127,890,000	85,260,000	85,260,000	100%		0%	85,260,000	100%	0	0%
	- UANG SAKU [70 ORG x 21 HARI]	77,910,000	51,940,000	51,940,000	100%		0%	51,940,000	100%	0	0%
	- DANA SATUAN [70 ORG x 21 HARI]	14,700,000	9,800,000	9,800,000	100%		0%	9,800,000	100%	0	0%
GI	MENYELENGGARAKAN PENGATURAN, PENGAWALAN, DAN PATROLI LANTAS	53,655,000		26,607,000	50%	4,557,000	8%	31,164,000	58%	22,491,000	42%
521119	Belanja Barang Operasional Lainnya	53,655,000		26,607,000	50%	4,557,000	8%	31,164,000	58%	22,491,000	42%
	- SAT LANTAS POLRES [3 ORG x 365 KALI]	53,655,000		26,607,000	50%	4,557,000	8%	31,164,000	58%	22,491,000	42%
GJ	MENYELENGGARAKAN PENGATURAN, PENGAWALAN DAN PATROLI LANTAS	35,770,000		17,738,000	50%	3,038,000	8%	20,776,000	58%	14,994,000	42%
521119	Belanja Barang Operasional Lainnya	35,770,000		17,738,000	50%	3,038,000	8%	20,776,000	58%	14,994,000	42%
	- SAT LANTAS POLSEK MALUK [2 ORG x 365 KALI]	35,770,000		17,738,000	50%	3,038,000	8%	20,776,000	58%	14,994,000	42%
GL	PEMBINAAN LALU LINTAS	153,120,000		76,560,000	50%	12,760,000	8%	89,320,000	58%	63,800,000	42%
521115	Honor Operasional Satuan Kerja	7,200,000		3,600,000	50%	600,000	8%	4,200,000	58%	3,000,000	42%
	- Honor Operator Data Laka Lintas Online [2 ORG x 12 BLN]	7,200,000		3,600,000	50%	600,000	8%	4,200,000	58%	3,000,000	42%
521119	Belanja Barang Operasional Lainnya	145,920,000		72,960,000	50%	12,160,000	8%	85,120,000	58%	60,800,000	42%
	> DIKMAS LANTAS POLRES	144,720,000		72,360,000	50%	12,060,000	8%	84,420,000	58%	60,300,000	42%
	- UANG SAKU PERS DIKMAS [2 ORG x 5 KALI x 12 BLN]	2,640,000		1,320,000	50%	220,000	8%	1,540,000	58%	1,100,000	42%
	- UANG MAKAN PERS DIKMAS [2 ORG x 5 KALI x 12 BLN]	4,080,000		2,040,000	50%	340,000	8%	2,380,000	58%	1,700,000	42%
	- SNACK PESERTA DIKMAS [20 ORG x 5 KALI x 12 BLN]	18,000,000		9,000,000	50%	1,500,000	8%	10,500,000	58%	7,500,000	42%
	- SARANA KONTAK DIKMAS [20 ORG x 5 KALI x 12 BLN]	120,000,000		60,000,000	50%	10,000,000	8%	70,000,000	58%	50,000,000	42%
	> PEMBINAAN LALU LINTAS	1,200,000		600,000	50%	100,000	8%	700,000	58%	500,000	42%
	- Biaya Pulsa Ops Tablet Pendataan Laka Lintas [1 UNIT x 12 BLN]	1,200,000		600,000	50%	100,000	8%	700,000	58%	500,000	42%
GY	PENYELIDIKAN DAN PENYIDIKAN LAKA LANTAS	32,468,000	85,968,000	17,100,000	20%	0	0%	17,100,000	20%	68,868,000	80%
521119	Belanja Barang Operasional Lainnya	32,468,000	85,968,000	17,100,000	20%	0	0%	17,100,000	20%	68,868,000	80%
	> BIAYA LIDIK SIDIK LAKA LANTAS	18,000,000		9,500,000	18%	0	0%	9,500,000	18%	42,500,000	82%
	- BIAYA LAKA LANTAS RINGAN	6,000,000	24,000,000	1,800,000	8%	0	0%	1,800,000	8%	22,200,000	93%
	- BIAYA LAKA LANTAS TIDAK MENONJOL	12,000,000	28,000,000	7,700,000	28%	0	0%	7,700,000	28%	20,300,000	73%
	> KASUS LAKA MENONJOL	12,568,000	12,068,000	5,700,000	47%	0	0%	5,700,000	47%	6,368,000	53%
	- KENDARAAN BUS/AKAP	4,000,000		0	0%	0	0%	0	0%	4,000,000	100%
	- KENDARAAN R4/ANGKUTAN KOTA	6,000,000		5,700,000	95%	0	0%	5,700,000	95%	300,000	5%
	- KENDARAAN R4/PRIBADI	2,568,000	2,068,000	0	0%	0	0%	0	0%	2,068,000	100%
	> TABRAK LARI	1,900,000	21,900,000	1,900,000	9%	0	0%	1,900,000	9%	20,000,000	91%
	- Tabrak Lari	1,900,000	21,900,000	1,900,000	9%	0	0%	1,900,000	9%	20,000,000	91%
5080	Pengendalian Operasi Kepolisian	3,824,910,000		3,186,901,000	83%	0	0%	3,186,901,000	83%	638,009,000	17%
5080.002	Layanan Pengendalian Operasi Kepolisian[Base Line]	469,468,000		305,842,000	65%	0	0%	305,842,000	65%	163,626,000	35%
003	Dukungan Operasional Pertahanan dan Keamanan	469,468,000		305,842,000	65%	0	0%	305,842,000	65%	163,626,000	35%
FV	MENYELENGGARAKAN OPERASI KEPOLISIAN	213,538,000		149,080,000	70%	0	0%	149,080,000	70%	64,458,000	30%
521119	Belanja Barang Operasional Lainnya	213,538,000		149,080,000	70%	0	0%	149,080,000	70%	64,458,000	30%
	>OPERASI JARAN GATARAIN	74,610,000		74,610,000	100%	0	0%	74,610,000	100%	0	0%
	>>LAT PRA OPS :	900,000		900,000	100%	0	0%	900,000	100%	0	0%
	- SNACK & DRINK [45 ORG x 1 KALI]	540,000		540,000	100%		0%	540,000	100%	0	0%

	- HONOR INSTRUKTUR [2 ORG x 3 JAM]	360,000		360,000	100%		0%	360,000	100%	0	0%
	>>PELAKSANAAN OPERASI :	73,710,000		73,710,000	100%	0	0%	73,710,000	100%	0	0%
	- MAKAN OPERASI [45 ORG x 14 HARI]	54,810,000		54,810,000	100%		0%	54,810,000	100%	0	0%
	- UANG SAKU [45 ORG x 14 HARI]	15,750,000		15,750,000	100%		0%	15,750,000	100%	0	0%
	- DANA SATUAN [45 ORG x 14 HARI]	3,150,000		3,150,000	100%		0%	3,150,000	100%	0	0%
	>OPERASI PEKAT GATARAIN	74,470,000		74,470,000	100%	0	0%	74,470,000	100%	0	0%
	>>LAT PRA OPS :	760,000		760,000	100%	0	0%	760,000	100%	0	0%
	- SNACK & DRINK [45 ORG x 1 KALI]	540,000		540,000	100%		0%	540,000	100%	0	0%
	- HONOR INSTRUKTUR [2 ORG x 2 JAM]	220,000		220,000	100%		0%	220,000	100%	0	0%
	>>PELAKSANAAN OPERASI :	73,710,000		73,710,000	100%	0	0%	73,710,000	100%	0	0%
	- MAKAN OPERASI [45 ORG x 14 HARI]	54,810,000		54,810,000	100%		0%	54,810,000	100%	0	0%
	- UANG SAKU [45 ORG x 14 HARI]	15,750,000		15,750,000	100%		0%	15,750,000	100%	0	0%
	- DANA SATUAN [45 ORG x 14 HARI]	3,150,000		3,150,000	100%		0%	3,150,000	100%	0	0%
	>OPERASI ANTIK GATARAIN	64,458,000		0	0%	0	0%	0	0%	64,458,000	100%
	>>LAT PRA OPS :	576,000		0	0%	0	0%	0	0%	576,000	100%
	- SNACK & DRINK [39 ORG x 1 KALI]	468,000		0	0%		0%	0	0%	468,000	100%
	- HONOR INSTRUKTUR [2 ORG x 1 JAM]	108,000		0	0%		0%	0	0%	108,000	100%
	>>PELAKSANAAN OPERASI :	63,882,000		0	0%	0	0%	0	0%	63,882,000	100%
	- MAKAN OPERASI [39 ORG x 14 HARI]	47,502,000		0	0%		0%	0	0%	47,502,000	100%
	- UANG SAKU [39 ORG x 14 HARI]	13,650,000		0	0%		0%	0	0%	13,650,000	100%
	- DANA SATUAN [39 ORG x 14 HARI]	2,730,000		0	0%		0%	0	0%	2,730,000	100%
SU	OPERASI TERPUSAT RAMADANYA	156,762,000		156,762,000	100%	0	0%	156,762,000	100%	0	0%
521119	Belanja Barang Operasional Lainnya	156,762,000		156,762,000	100%	0	0%	156,762,000	100%	0	0%
	>OPERASI RAMADNIYA GATARAIN	156,762,000		156,762,000	100%	0	0%	156,762,000	100%	0	0%
	>>LAT PRA OPS :	1,374,000		1,374,000	100%	0	0%	1,374,000	100%	0	0%
	- SNACK & DRINK [82 ORG x 1 KALI]	984,000		984,000	100%		0%	984,000	100%	0	0%
	- HONOR INSTRUKTUR [2 ORG x 3 JAM]	390,000		390,000	100%		0%	390,000	100%	0	0%
	>> GELAR PASUKAN :	1,884,000		1,884,000	100%	0	0%	1,884,000	100%	0	0%
	- SNACK & DRINK [157 ORG x 1 KALI]	1,884,000		1,884,000	100%		0%	1,884,000	100%	0	0%
	>>PELAKSANAAN OPERASI :	153,504,000		153,504,000	100%	0	0%	153,504,000	100%	0	0%
	- MAKAN OPERASI [82 ORG x 16 HARI]	114,144,000		114,144,000	100%		0%	114,144,000	100%	0	0%
	- UANG SAKU [82 ORG x 16 HARI]	32,800,000		32,800,000	100%		0%	32,800,000	100%	0	0%
	- DANA SATUAN [82 ORG x 16 HARI]	6,560,000		6,560,000	100%		0%	6,560,000	100%	0	0%
TT	OPERASI TERPUSAT LILIN	99,168,000		0	0%	0	0%	0	0%	99,168,000	100%
521119	Belanja Barang Operasional Lainnya	99,168,000		0	0%	0	0%	0	0%	99,168,000	100%
	>OPERASI LILIN GATARAIN	99,168,000		0	0%	0	0%	0	0%	99,168,000	100%
	>>LAT PRA OPS :	1,344,000		0	0%	0	0%	0	0%	1,344,000	100%
	- SNACK & DRINK [82 ORG x 1 KALI]	984,000		0	0%		0%	0	0%	984,000	100%
	- HONOR INSTRUKTUR [2 ORG x 3 JAM]	360,000		0	0%		0%	0	0%	360,000	100%
	>> GELAR PASUKAN :	1,884,000		0	0%	0	0%	0	0%	1,884,000	100%
	- SNACK & DRINK [157 ORG x 1 KALI]	1,884,000		0	0%		0%	0	0%	1,884,000	100%
	>>PELAKSANAAN OPERASI :	95,940,000		0	0%	0	0%	0	0%	95,940,000	100%
	- MAKAN OPERASI [82 ORG x 10 HARI]	71,340,000		0	0%		0%	0	0%	71,340,000	100%
	- UANG SAKU [82 ORG x 10 HARI]	20,500,000		0	0%		0%	0	0%	20,500,000	100%
	- DANA SATUAN [82 ORG x 10 HARI]	4,100,000		0	0%		0%	0	0%	4,100,000	100%

5080.004	Pengamanan Pemilu 2019[Base Line]	3,355,442,000	3,355,442,000	2,881,059,000	86%	0	0%	2,881,059,000	86%	474,383,000	14%
003	Dukungan Operasional Pertahanan dan Keamanan	3,355,442,000	3,355,442,000	2,881,059,000	86%	0	0%	2,881,059,000	86%	474,383,000	14%
TY	OPERASI MANTAP BRATA (PEMILU 2019)	3,355,442,000	3,355,442,000	2,881,059,000	86%	0	0%	2,881,059,000	86%	474,383,000	14%
	Belanja Barang Operasional Lainnya	3,355,442,000	3,355,442,000	2,881,059,000	86%	0	0%	2,881,059,000	86%	474,383,000	14%
	> OPERASI MANTAP BRATA (PEMILU 2019)	3,355,442,000	3,355,442,000	2,881,059,000	86%	0	0%	2,881,059,000	86%	474,383,000	14%
	>> PEMILU SERENTAK (LEGISLATIF DAN PRESIDEN)	2,881,158,000	2,811,818,000	2,450,195,000	87%	0	0%	2,450,195,000	87%	361,623,000	13%
	>>> TAHAPAN KAMPANYE PEMILU SERENTAK (02 JAN - 13 APR 2019) Kuat	2,178,516,000	1,671,780,000	1,671,780,000	100%	0	0%	1,671,780,000	100%	0	0%
	- UANG SAKU [110 ORG x 102 HARI]	637,908,000	594,660,000	594,660,000	100%	0	0%	594,660,000	100%	0	0%
	- DANA SATUAN [110 ORG x 102 HARI]	144,432,000	33,660,000	33,660,000	100%	0	0%	33,660,000	100%	0	0%
	- JASA ANGKUTAN [118 ORG x 102 HARI]	144,432,000	0	0	0%	0	0%	0	0%	0	0%
	- KODAL [110 ORG x 102 HARI]	96,288,000	33,660,000	33,660,000	100%	0	0%	33,660,000	100%	0	0%
	- MAKAN OPERASI [110 ORG x 102 HARI]	1,047,132,000	976,140,000	976,140,000	100%	0	0%	976,140,000	100%	0	0%
	- BEKKES [110 ORG x 102 HARI]	108,324,000	33,660,000	33,660,000	100%	0	0%	33,660,000	100%	0	0%
	>>> TAHAPAN MASA TENANG PEMILU SERENTAK (14 APR - 16 APR 2019) Kuat	64,074,000	21,456,000	21,456,000	100%	0	0%	21,456,000	100%	0	0%
	- UANG SAKU [48 ORG x 3 HARI]	18,762,000	7,632,000	7,632,000	100%	0	0%	7,632,000	100%	0	0%
	- DANA SATUAN [48 ORG x 3 HARI]	4,248,000	432,000	432,000	100%	0	0%	432,000	100%	0	0%
	- JASA ANGKUTAN [118 ORG x 3 HARI]	4,248,000	0	0	0%	0	0%	0	0%	0	0%
	- KODAL [48 ORG x 3 HARI]	2,832,000	432,000	432,000	100%	0	0%	432,000	100%	0	0%
	- MAKAN OPERASI [48 ORG x 3 HARI]	30,798,000	12,528,000	12,528,000	100%	0	0%	12,528,000	100%	0	0%
	- BEKKES [48 ORG x 3 HARI]	3,186,000	432,000	432,000	100%	0	0%	432,000	100%	0	0%
	>>> PUNGUTAN SUARA PEMILU SERENTAK (17 APRIL 2019) Kuat libat (2)	57,015,000	46,935,000	46,935,000	100%	0	0%	46,935,000	100%	0	0%
	- UANG SAKU [315 ORG x 1 HARI]	16,695,000	16,695,000	16,695,000	100%	0	0%	16,695,000	100%	0	0%
	- DANA SATUAN [315 ORG x 1 HARI]	3,780,000	945,000	945,000	100%	0	0%	945,000	100%	0	0%
	- JASA ANGKUTAN [315 ORG x 1 HARI]	3,780,000	0	0	0%	0	0%	0	0%	0	0%
	- KODAL [315 ORG x 1 HARI]	2,520,000	945,000	945,000	100%	0	0%	945,000	100%	0	0%
	- MAKAN OPERASI [315 ORG x 1 HARI]	27,405,000	27,405,000	27,405,000	100%	0	0%	27,405,000	100%	0	0%
	- BEKKES [315 ORG x 1 HARI]	2,835,000	945,000	945,000	100%	0	0%	945,000	100%	0	0%
	>>> PENGHITUNGAN SUARA PEMILU SERENTAK (18 - 22 APRIL 2019) KUAT	71,495,000	50,660,000	50,660,000	100%	0	0%	50,660,000	100%	0	0%
	- UANG SAKU [68 ORG x 5 HARI]	20,935,000	18,020,000	18,020,000	100%	0	0%	18,020,000	100%	0	0%
	- DANA SATUAN [68 ORG x 5 HARI]	4,740,000	1,020,000	1,020,000	100%	0	0%	1,020,000	100%	0	0%
	- JASA ANGKUTAN [79 ORG x 5 HARI]	4,740,000	0	0	0%	0	0%	0	0%	0	0%
	- KODAL [68 ORG x 5 HARI]	3,160,000	1,020,000	1,020,000	100%	0	0%	1,020,000	100%	0	0%
	- MAKAN OPERASI [68 ORG x 5 HARI]	34,365,000	29,580,000	29,580,000	100%	0	0%	29,580,000	100%	0	0%
	- BEKKES [68 ORG x 5 HARI]	3,555,000	1,020,000	1,020,000	100%	0	0%	1,020,000	100%	0	0%
	>>> TAP HASIL PEMILU NASIONAL (25 APRIL - 22 MEI 2019) Kuat libat (1/5)	481,460,000	333,760,000	333,760,000	100%	0	0%	333,760,000	100%	0	0%
	- UANG SAKU [80 ORG x 28 HARI]	140,980,000	118,720,000	118,720,000	100%	0	0%	118,720,000	100%	0	0%
	- DANA SATUAN [80 ORG x 28 HARI]	31,920,000	6,720,000	6,720,000	100%	0	0%	6,720,000	100%	0	0%
	- JASA ANGKUTAN [80 ORG x 28 HARI]	31,920,000	0	0	0%	0	0%	0	0%	0	0%
	- KODAL [80 ORG x 28 HARI]	21,280,000	6,720,000	6,720,000	100%	0	0%	6,720,000	100%	0	0%
	- MAKAN OPERASI [80 ORG x 28 HARI]	231,420,000	194,880,000	194,880,000	100%	0	0%	194,880,000	100%	0	0%
	- BEKKES [80 ORG x 28 HARI]	23,940,000	6,720,000	6,720,000	100%	0	0%	6,720,000	100%	0	0%
	>>> PELANTIKAN DPRD PROV,KAB/KOTA (AGUSTUS - OKTOBER 2019) Kuat	14,299,000	11,622,000	0	0%	0	0%	0	0%	11,622,000	100%
	- UANG SAKU [78 ORG x 1 HARI]	4,187,000	4,134,000	0	0%	0	0%	0	0%	4,134,000	100%
	- DANA SATUAN (78 ORG x 1 HARI)	948,000	234,000	0	0%	0	0%	0	0%	234,000	100%
	- JASA ANGKUTAN [78 ORG x 1 HARI]	948,000	0	0	0%	0	0%	0	0%	0	0%

- KODAL [78 ORG x 1 HARI]	632,000	234,000	0	0%	0%	0	0%	234,000	100%	
- MAKAN OPERASI [78 ORG x 1 HARI]	6,873,000	6,786,000	0	0%	0%	0	0%	6,786,000	100%	
- BEKKES [78 ORG x 1 HARI]	711,000	234,000	0	0%	0%	0	0%	234,000	100%	
>>> KEGIATAN CIPTA KONDISI	0	669,755,000	319,754,000	48%	0	0%	319,754,000	48%	350,001,000	52%
- UANG SAKU [29 ORG x 155 HARI]		238,235,000	113,738,000	48%	0	0%	113,738,000	48%	124,497,000	52%
- DANA SATUAN [29 ORG x 155 HARI]		13,485,000	6,438,000	48%	0	0%	6,438,000	48%	7,047,000	52%
- KODAL [29 ORG x 155 HARI]		13,485,000	6,438,000	48%	0	0%	6,438,000	48%	7,047,000	52%
- MAKAN OPERASI [29 ORG x 155 HARI]		391,065,000	186,702,000	48%	0	0%	186,702,000	48%	204,363,000	52%
- BEKKES [29 ORG x 155 HARI]		13,485,000	6,438,000	48%	0	0%	6,438,000	48%	7,047,000	52%
>>> KONSOLIDASI	14,299,000	5,850,000	5,850,000	100%	0	0%	5,850,000	100%	0	0%
- UANG SAKU [79 ORG x 1 HARI]	4,187,000	0	0	0%	0	0%	0	0%	0	0%
- DANA SATUAN [79 ORG x 1 HARI]	948,000	0	0	0%	0	0%	0	0%	0	0%
- JASA ANGKUTAN [79 ORG x 1 HARI]	948,000	0	0	0%	0	0%	0	0%	0	0%
- KODAL [79 ORG x 1 HARI]	632,000	0	0	0%	0	0%	0	0%	0	0%
- MAKAN OPERASI [79 ORG x 1 HARI]	6,873,000	0	0	0%	0	0%	0	0%	0	0%
- BEKKES [79 ORG x 1 HARI]	711,000	0	0	0%	0	0%	0	0%	0	0%
- SEWA TEROP DAN KURSI [3 UNIT x 1 KALI]		1,050,000	1,050,000	100%	0	0%	1,050,000	100%	0	0%
- SNACK GELAR PASUKAN [400 ORG x 1 Kali]		4,800,000	4,800,000	100%	0	0%	4,800,000	100%	0	0%
> DUKUNGAN LAINNYA	474,284,000	543,624,000	430,864,000	79%	0	0%	430,864,000	79%	112,760,000	21%
>> POSKO DAN PANEL DATA	12,500,000	15,650,000	15,650,000	100%	0	0%	15,650,000	100%	0	0%
- POLRES	3,750,000	5,150,000	5,150,000	100%	0	0%	5,150,000	100%	0	0%
- POLSEK	8,750,000	10,500,000	10,500,000	100%	0	0%	10,500,000	100%	0	0%
>> SERPAS (AT COST)	0	66,190,000	66,190,000	100%	0	0%	66,190,000	100%	0	0%
- SERPAS MENUJU TPS / JAUH (7 ORG x 2 PP)	0	2,240,000	2,240,000	100%	0	0%	2,240,000	100%	0	0%
- SERPAS MENUJU TPS / SEDANG (142 ORG x 2 PP)	0	44,020,000	44,020,000	100%	0	0%	44,020,000	100%	0	0%
- SERPAS MENUJU TPS / DEKAT (47 ORG x 2 PP)	0	13,630,000	13,630,000	100%	0	0%	13,630,000	100%	0	0%
- SERPAS PERWIRA PENGAWAS (21 ORG x 2 PP)	0	6,300,000	6,300,000	100%	0	0%	6,300,000	100%	0	0%
>> BBM	461,784,000	461,784,000	349,024,000	76%	0	0%	349,024,000	76%	112,760,000	24%
- R-2 [90 UNIT x 142 HARI]	319,500,000	0	0	0%	0	0%	0	0%	0	0%
- R-4 [4 UNIT x 142 HARI]	85,200,000	0	0	0%	0	0%	0	0%	0	0%
- R-6 [3 UNIT x 142 HARI]	57,084,000	0	0	0%	0	0%	0	0%	0	0%
- PERTAMAX	0	319,500,000	319,500,000	100%	0	0%	319,500,000	100%	0	0%
- SOLAR	0	142,284,000	29,524,000	21%	0	0%	29,524,000	21%	112,760,000	79%
JUMLAH	8,217,046,000		5,103,434,100	62%	361,181,000	4%	5,464,615,100	67%	2,752,430,900	33%

MENGETAHUI
KEPALA KEPOLISIAN RESOR SUMBAWA BARAT


MUSTOFA SIK, MH
AKBP NRP 76101096

Taliwang, Agustus 2019
PS. KABAG REN

SIDIK PRIA MURSITA, SH
AIPTU NRP 76120526

REKAPITULASI PENYERAPAN ANGGARAN RUTIN
SATKER : POLRES SUMBAWA BARAT
BULAN : Juli 2019

	PROGRAM KEGIATAN	PAGU / DIPA	ANGGRAN SETELAH REVISI	REALISASI S/D		REALISASI BLN INI		REALISASI S/D		SISA ANGGARAN	
				BLN JALU		BLN INI		BLN INI			
060.01.11	Program Penyelidikan dan Penyidikan Tindak Pidana	2,122,735,000		1,173,625,972	55%	193,096,576	9%	1,366,722,548	64%	756,012,452	36%
3142	Penindakan Tindak Pidana Umum	1,371,449,000		723,517,272	53%	170,646,576	12%	894,163,848	65%	477,285,152	35%
3142.001	Penanganan Tindak Pidana Umum[Base Line]	277,972,000		139,653,872	50%	91,391,576	33%	231,045,448	83%	46,926,552	17%
003	Dukungan Operasional Pertahanan dan Keamanan	277,972,000		139,653,872	50%	91,391,576	33%	231,045,448	83%	46,926,552	17%
HC	PENGADAAN BAHAN MAKANAN DAN PERAWATAN TAHANAN (POLRES)	184,632,000		121,293,872	66%	29,881,576	16%	151,175,448	82%	33,456,552	18%
521112	Belanja pengadaan bahan makanan	162,382,000		113,283,872	70%	22,851,576	14%	136,135,448	84%	26,246,552	16%
	- BIAYA MAKAN TAHANAN	162,382,000		113,283,872	70%	22,851,576	14%	136,135,448	84%	26,246,552	16%
521119	Belanja Barang Operasional Lainnya	22,250,000		8,010,000	36%	7,030,000	32%	15,040,000	68%	7,210,000	32%
	- BIAYA PERAWATAN TAHANAN	22,250,000		8,010,000	36%	7,030,000	32%	15,040,000	68%	7,210,000	32%
HL	TINDAK PIDANA UMUM POLRES	61,000,000		0	0%	61,000,000	100%	61,000,000	100%	0	0%
521119	Belanja Barang Operasional Lainnya	61,000,000		0	0%	61,000,000	100%	61,000,000	100%	0	0%
	> PENINDAKAN TINDAK PIDANA UMUM	43,500,000		0	0%	43,500,000	100%	43,500,000	100%	0	0%
	- PERKARA SULIT	12,000,000		0	0%	12,000,000	100%	12,000,000	100%	0	0%
	- PERKARA SEDANG	19,000,000		0	0%	19,000,000	100%	19,000,000	100%	0	0%
	- PERKARA MUDAH	12,500,000		0	0%	12,500,000	100%	12,500,000	100%	0	0%
	> TINDAK PIDANA YANG MELIBATKAN PEREMPUAN DAN ANAK	17,500,000		0	0%	17,500,000	100%	17,500,000	100%	0	0%
	- PENYELIDIKAN DAN PENYIDIKAN TINDAK PIDANA PPA	16,000,000		0	0%	16,000,000	100%	16,000,000	100%	0	0%
	- GELAR PERKARA KHUSUS	1,500,000		0	0%	1,500,000	100%	1,500,000	100%	0	0%
IZ	QUICK WINS	26,220,000		15,300,000	58%	0	0%	15,300,000	58%	10,920,000	42%
521119	Belanja Barang Operasional Lainnya	26,220,000		15,300,000	58%	0	0%	15,300,000	58%	10,920,000	42%
	> PENDUKUNG QUICK WINS PROGRAM 1	11,000,000		7,690,000	70%	0	0%	7,690,000	70%	3,310,000	30%
	- PENERTIBAN DAN PENEGAKAN HUKUM BAGI ORGANISASI RADIKAL	0		0	0%	0	0%	0	0%	0	0%
	- TINDAK PIDANA UMUM DAN ANTI PANCASILA	11,000,000		7,690,000	70%	0	0%	7,690,000	70%	3,310,000	30%
	> PENDUKUNG QUICK WINS PROGRAM 3	15,220,000		7,610,000	50%	0	0%	7,610,000	50%	7,610,000	50%
	>> AKSI NASIONAL PEMBERSIHAN PREMAN DAN PREMANISME	15,220,000		7,610,000	50%	0	0%	7,610,000	50%	7,610,000	50%
	- TINDAK PIDANA AKSI NASIONA PEMBERSIHAN PREMAN DAN PREMANISME	15,220,000		7,610,000	50%	0	0%	7,610,000	50%	7,610,000	50%
LK	INTERNET	6,120,000		3,060,000	50%	510,000	8%	3,570,000	58%	2,550,000	42%
521119	Belanja Barang Operasional Lainnya	6,120,000		3,060,000	50%	510,000	8%	3,570,000	58%	2,550,000	42%
	- PEMBAYARAN WIFI SAT RESKRIM	6,120,000		3,060,000	50%	510,000	8%	3,570,000	58%	2,550,000	42%
3142.002	Penyelesaian Kasus Tindak Pidana Umum[Base Line]	1,092,877,000		583,263,400	53%	79,255,000	7%	662,518,400	61%	430,358,600	39%
003	Dukungan Operasional Pertahanan dan Keamanan	1,092,877,000		583,263,400	53%	79,255,000	7%	662,518,400	61%	430,358,600	39%
HL	TINDAK PIDANA UMUM POLRES	555,377,000		403,285,400	73%	61,755,000	11%	465,040,400	84%	90,336,600	16%

521119	Belanja Barang Operasional Lainnya	555,377,000		403,285,400	73%	61,755,000	11%	465,040,400	84%	90,336,600	16%
	> PENINDAKAN TINDAK PIDANA UMUM	453,500,000		374,625,400	83%	61,755,000	14%	436,380,400	96%	17,119,600	4%
	- PERKARA SULIT	135,000,000		91,238,400	68%	38,205,000	28%	129,443,400	96%	5,556,600	4%
	- PERKARA SEDANG	283,500,000		283,387,000	100%	113,000	0%	283,500,000	100%	0	0%
	- PERKARA MUDAH	35,000,000		0	0%	23437000	67%	23,437,000	67%	11,563,000	33%
	> TINDAK PIDANA YANG MELIBATKAN PEREMPUAN DAN ANAK	101,877,000		28,660,000	28%	0	0%	28,660,000	28%	73,217,000	72%
	- PENYELIDIKAN DAN PENYIDIKAN TINDAK PIDANA PPA	87,500,000		28,660,000	33%	0	0%	28,660,000	33%	58,840,000	67%
	- GELAR PERKARA KHUSUS	14,377,000		0	0%	0	0%	0	0%	14,377,000	100%
HM	TINDAK PIDANA UMUM POLSEK	537,500,000		179,978,000	33%	17,500,000	3%	197,478,000	37%	340,022,000	63%
521119	Belanja Barang Operasional Lainnya	537,500,000		179,978,000	33%	17,500,000	3%	197,478,000	37%	340,022,000	63%
	> POLSEK MALUK	167,500,000		28,750,000	17%	0	0%	28,750,000	17%	138,750,000	83%
	- PERKARA MUDAH	27,500,000		0	0%	0	0%	0	0%	27,500,000	100%
	- PERKARA SEDANG	140,000,000		28,750,000	21%	0	0%	28,750,000	21%	111,250,000	79%
	> POLSEK TALIWANG	203,750,000		58,743,000	29%	17,500,000	9%	76,243,000	37%	127,507,000	63%
	- PERKARA SEDANG	166,250,000		58,743,000	35%	17,500,000	11%	76,243,000	46%	90,007,000	54%
	- PERKARA MUDAH	37,500,000		0	0%	0	0%	0	0%	37,500,000	100%
	> POLSEK SETELUK	65,000,000		25,025,000	39%	0	0%	25,025,000	39%	39,975,000	62%
	- PERKARA SEDANG	52,500,000		25,025,000	48%	0	0%	25,025,000	48%	27,475,000	52%
	- PERKARA MUDAH	12,500,000		0	0%	0	0%	0	0%	12,500,000	100%
	> POLSEK JEREWEH	33,750,000		21,230,000	63%	0	0%	21,230,000	63%	12,520,000	37%
	- PERKARA SEDANG	26,250,000		21,230,000	81%	0	0%	21,230,000	81%	5,020,000	19%
	- PERKARA MUDAH	7,500,000		0	0%	0	0%	0	0%	7,500,000	100%
	> POLSEK BRANG REA	33,750,000		26,230,000	78%	0	0%	26,230,000	78%	7,520,000	22%
	- PERKARA SEDANG	26,250,000		26,230,000	100%	0	0%	26,230,000	100%	20,000	0%
	- PERKARA MUDAH	7,500,000		0	0%	0	0%	0	0%	7,500,000	100%
	> POLSEK SEKONGKANG	33,750,000		20,000,000	59%	0	0%	20,000,000	59%	13,750,000	41%
	- PERKARA SEDANG	26,250,000		17,500,000	67%	0	0%	17,500,000	67%	8,750,000	33%
	- PERKARA MUDAH	7,500,000		2,500,000	33%	0	0%	2,500,000	33%	5,000,000	67%
3142.003	Pemeriksaan Visum Luar[Base Line]	600,000		600,000	100%	0	0%	600,000	100%	0	0%
003	Dukungan Operasional Pertahanan dan Keamanan	600,000		600,000	100%	0	0%	600,000	100%	0	0%
UA	Visum Luar (Pemeriksaan Luar Orang Hidup)	600,000		600,000	100%	0	0%	600,000	100%	0	0%
521119	Belanja Barang Operasional Lainnya	600,000		600,000	100%	0	0%	600,000	100%	0	0%
	- Visum Luar (Pemeriksaan Luar Orang Hidup)	600,000		600,000	100%	0	0%	600,000	100%	0	0%
3144	Penindakan Tindak Pidana Narkoba	321,036,000		196,981,000	61%	22,200,000	7%	219,181,000	68%	101,855,000	32%
3144.001	Penanganan Tindak Pidana Narkoba[Base Line]	52,121,000		52,121,000	100%	0	0%	52,121,000	100%	0	0%
003	Dukungan Operasional Pertahanan dan Keamanan	52,121,000		52,121,000	100%	0	0%	52,121,000	100%	0	0%
HN	TINDAK PIDANA NARKOBA	52,121,000		52,121,000	100%	0	0%	52,121,000	100%	0	0%
521119	Belanja Barang Operasional Lainnya	52,121,000		52,121,000	100%	0	0%	52,121,000	100%	0	0%
	> DUK GIAT TINDAK PIDANA NARKOTIKA	52,121,000		52,121,000	100%	0	0%	52,121,000	100%	0	0%
	- PENYELIDIKAN TINDAK PIDANA NARKOBA	52,121,000		52,121,000	100%	0	0%	52,121,000	100%	0	0%
3144.002	Penyelesaian Kasus Tindak Pidana Narkoba (PN)[Base Line]	268,915,000		144,860,000	54%	22,200,000	8%	167,060,000	62%	101,855,000	38%
003	Dukungan Operasional Pertahanan dan Keamanan	268,915,000		144,860,000	54%	22,200,000	8%	167,060,000	62%	101,855,000	38%
HN	TINDAK PIDANA NARKOBA	268,915,000		144,860,000	54%	22,200,000	8%	167,060,000	62%	101,855,000	38%
521119	Belanja Barang Operasional Lainnya	268,915,000		144,860,000	54%	22,200,000	8%	167,060,000	62%	101,855,000	38%
	> DUK GIAT TINDAK PIDANA NARKOTIKA	268,915,000		144,860,000	54%	22,200,000	8%	167,060,000	62%	101,855,000	38%

	- PENINDAKAN TINDAK PIDANA NARKOBA	268,915,000		144,860,000	54%	22,200,000	8%	167,060,000	62%	101,855,000	38%
3146	Penindakan Tindak Pidana Korupsi	415,000,000		245,622,500	59%	0	0%	245,622,500	59%	169,377,500	41%
3146.001	Penanganan Tindak Pidana Korupsi[Base Line]	415,000,000		245,622,500	59%	0	0%	245,622,500	59%	169,377,500	41%
003	Dukungan Operasional Pertahanan dan Keamanan	415,000,000		245,622,500	59%	0	0%	245,622,500	59%	169,377,500	41%
HP	TINDAK PIDANA KORUPSI	415,000,000		245,622,500	59%	0	0%	245,622,500	59%	169,377,500	41%
521119	Belanja Barang Operasional Lainnya	415,000,000		245,622,500	59%	0	0%	245,622,500	59%	169,377,500	41%
	> DUK GIAT TINDAK PIDANA KORUPSI	415,000,000		245,622,500	59%	0	0%	245,622,500	59%	169,377,500	41%
	- DUK GIAT TINDAK PIDANA KORUPSI	415,000,000		245,622,500	59%	0	0%	245,622,500	59%	169,377,500	41%
5082	Pembinaan Operasional Penyelidikan dan Penyidikan Tindak Pidana	6,000,000		3,000,000	50%	250,000	4%	3,250,000	54%	2,750,000	46%
5082.001	Bantuan Penanganan Tindak Pidana[Base Line]	6,000,000		3,000,000	50%	250,000	4%	3,250,000	54%	2,750,000	46%
5082.001.005	Bagian Monitoring	6,000,000		3,000,000	50%	250,000	4%	3,250,000	54%	2,750,000	46%
003	Dukungan Operasional Pertahanan dan Keamanan	6,000,000		3,000,000	50%	250,000	4%	3,250,000	54%	2,750,000	46%
HJ	BANTUAN TEKNIK PENYELIDIKAN DAN PENYIDIKAN TINDAK PIDANA	6,000,000		3,000,000	50%	250,000	4%	3,250,000	54%	2,750,000	46%
521119	Belanja Barang Operasional Lainnya	6,000,000		3,000,000	50%	250,000	4%	3,250,000	54%	2,750,000	46%
	> IDENTIFIKASI DAN LABFOR	6,000,000		3,000,000	50%	250,000	4%	3,250,000	54%	2,750,000	46%
	- Pemeriksaan Ringan	4,000,000		1,750,000	44%	250,000	6%	2,000,000	50%	2,000,000	50%
	- Pemeriksaan Sedang	2,000,000		1,250,000	63%	0	0%	1,250,000	63%	750,000	38%
5086	Pengawasan Penyidikan	9,250,000		4,505,200	49%	0	0%	4,505,200	49%	4,744,800	51%
5086.001	Pengawasan Penyidikan[Base Line]	9,250,000		4,505,200	49%	0	0%	4,505,200	49%	4,744,800	51%
003	Dukungan Operasional Pertahanan dan Keamanan	9,250,000		4,505,200	49%	0	0%	4,505,200	49%	4,744,800	51%
HT	PENGAWASAN PENYIDIKAN	9,250,000		4,505,200	49%	0	0%	4,505,200	49%	4,744,800	51%
521119	Belanja Barang Operasional Lainnya	9,250,000		4,505,200	49%	0	0%	4,505,200	49%	4,744,800	51%
	> KOORDINASI, PENGAWASAN DAN GELAR PERKARA	9,010,000		4,325,200	48%	0	0%	4,325,200	48%	4,684,800	52%
	- UANG SAKU [4 ORG x 2 HARI x 6 KALI]	4,450,000		2,225,200	50%	0	0%	2,225,200	50%	2,224,800	50%
	- UANG MAKAN [4 ORG x 2 HARI x 6 KALI]	2,400,000		1,200,000	50%	0	0%	1,200,000	50%	1,200,000	50%
	- UANG TRANSPORT [4 ORG x 2 HARI x 6 KALI]	2,160,000		900,000	42%	0	0%	900,000	42%	1,260,000	58%
	>> GELAR PERKARA	240,000		180,000	75%	0	0%	180,000	75%	60,000	25%
	- SNACK [4 ORG x 4 KALI]	240,000		180,000	75%	0	0%	180,000	75%	60,000	25%
	JUMLAH	2,122,735,000		1,173,625,972	55%	193,096,576	9%	1,366,722,548	64%	756,012,452	36%

MENGETAHUI
KEPALA KEPOLISIAN RESOR SUMBAWA BARAT


MUSTOFA SIK, MH
AKBP NRP 76101096

Taliwang, Agustus 2019
PS. KABAG REN

SIDIK PRIA MURSITA, SH
AIPU NRP 76120526

KEPOLISIAN NEGARA REPUBLIK INDONESIA
 DAERAH NUSA TENGGARA BARAT
 RESOR SUMBAWA BARAT

REKAPITULASI PENYERAPAN ANGGARAN RUTIN
SATKER : POLRES SUMBAWA BARAT
BULAN : Juli 2019

	PROGRAM KEGIATAN	PAGU / DIPA	ANGGRAN SETELAH REVISI	REALISASI		REALISASI		REALISASI		SISA ANGGARAN	
				S/D BLN LALU		S/D BLN INI		S/D BLN INI			
060.01.13	Program Pengembangan Hukum Kepolisian	32,000,000		16,000,000	50%	2,744,000	9%	18,744,000	59%	13,256,000	41%
3155	Penyusunan dan Penyuluhan Hukum	32,000,000		16,000,000	50%	2,744,000	9%	18,744,000	59%	13,256,000	41%
3155.002	Peraturan Perundangan-undangan Pemeliharaan dan Ketertiban Masyarakat[Bas	32,000,000		16,000,000	50%	2,744,000	9%	18,744,000	59%	13,256,000	41%
003	Dukungan Operasional Pertahanan dan Keamanan	32,000,000		16,000,000	50%	2,744,000	9%	18,744,000	59%	13,256,000	41%
IB	PENYULUHAN HUKUM	32,000,000		16,000,000	50%	2,744,000	9%	18,744,000	59%	13,256,000	41%
521119	Belanja Barang Operasional Lainnya	32,000,000		16,000,000	50%	2,744,000	9%	18,744,000	59%	13,256,000	41%
	- UANG SAKU [6 ORANG x 12 KALI]	1,584,000		792,000	50%	132,000	8%	924,000	58%	660,000	42%
	- UANG MAKAN [6 ORANG x 12 KALI]	2,952,000		1,476,000	50%	246,000	8%	1,722,000	58%	1,230,000	42%
	- DANA SATUAN [6 ORANG x 12 KALI]	360,000		180,000	50%	30,000	8%	210,000	58%	150,000	42%
	- SNACK PESERTA [60 ORANG x 12 KALI]	12,240,000		6,120,000	50%	1,020,000	8%	7,140,000	58%	5,100,000	42%
	- FOTO COPY KAPITA SELEKTA PERUNDANGAN [60 ORANG x 12 KALI]	6,480,000		3,240,000	50%	540,000	8%	3,780,000	58%	2,700,000	42%
	- MAP PESERTA, BUKU NOTA DAN BALLPOINT [60 ORANG x 12 KALI]	7,920,000		3,960,000	50%	660,000	8%	4,620,000	58%	3,300,000	42%
	- BANNER	464,000		232,000	50%	116,000	25%	348,000	75%	116,000	25%
	JUMLAH	32,000,000		16,000,000	50%	2,744,000	9%	18,744,000	59%	13,256,000	41%

MENGETAHUI
 KEPALA KEPOLISIAN RESOR SUMBAWA BARAT


 MUSTOFA, SIK, MH
 AKBP NRP 76101096

Taliwang, Agustus 2019
 PS. KABAG REN

SIDIK PRIA MURSITA, SH
 AIPTU NRP 76120526

REKAPITULASI PENYERAPAN ANGGARAN RUTIN
SATKER : POLRES SUMBAWA BARAT
BULAN : Juli 2019

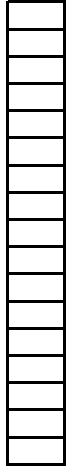
	PROGRAM KEGIATAN	PAGU / DIPA	ANGGRAN SETELAH REVISI	REALISASI S/D		REALISASI BLN INI		REALISASI S/D		SISA ANGGARAN	
				BLN JALU		BLN INI		BLN INI			
060.01.01	Program Dukungan Manajemen dan Pelaksanaan Tugas Teknis Lainnya Polri	30,488,925,000		15,806,679,588	52%	3,831,379,378	13%	19,638,058,966	64%	10,850,866,034	36%
060.01.02	Program Peningkatan Sarana dan Prasarana Aparatur Polri	15,272,971,000		2,628,143,921	17%	2,977,175,500	19%	5,605,319,421	37%	9,667,651,579	63%
060.01.03	Program Pengawasan dan Peningkatan Akuntabilitas Aparatur Polri	97,344,000		56,356,000	58%	0	0%	56,356,000	58%	40,988,000	42%
060.01.07	Program Pengembangan Strategi Keamanan dan Ketertiban	1,340,059,000		685,066,000	51%	109,949,000	8%	795,015,000	59%	545,044,000	41%
060.01.09	Program Pemberdayaan Potensi Keamanan	2,157,671,000		1,238,174,000	57%	141,583,000	7%	1,379,757,000	64%	777,914,000	36%
060.01.10	Program Pemeliharaan Keamanan dan Ketertiban Masyarakat	8,217,046,000		5,103,434,100	62%	361,181,000	4%	5,464,615,100	67%	2,752,430,900	33%
060.01.11	Program Penyelidikan dan Penyidikan Tindak Pidana	2,122,735,000		1,173,625,972	55%	193,096,576	9%	1,366,722,548	64%	756,012,452	36%
060.01.13	Program Pengembangan Hukum Kepolisian	32,000,000		16,000,000	50%	2,744,000	9%	18,744,000	59%	13,256,000	41%
	JUMLAH	59,728,751,000		26,707,479,581	45%	7,617,108,454	13%	34,324,588,035	57%	25,404,162,965	43%

MENGETAHUI
 KEPALA KEPOLISIAN RESOR SUMBAWA BARAT

MUSTOFA, SIK, MH
 AKBP NRP 76101096

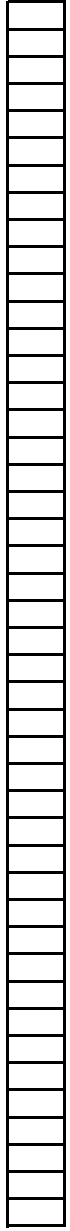
Taliwang, Agustus 2019
 PS. KABAG REN

SIDIK PRIA MURSITA, SH.
 AKP NRP 73120376




RM
RM
RM

SD
/
CP
PNBP
PNBP
PNBP
PNBP



SD
/
CP
RM
RM
RM
RM



SD
/
CP
RM
RM
RM
RM
RM

0

RM
RM
RM

SD / CP	LRA LOV	SELISIH	KET	LRA LOV sampai bulan ini	SELISIH	KET
	2,397,218,653	1,434,160,725	LOV KURANG	15,806,679,588	3,831,379,378	LOV KURANG
	1,143,927,921	1,833,247,579	LOV KURANG	2,628,143,921	2,977,175,500	LOV KURANG
	16,684,000	-16,684,000	ARDY KURANG	56,356,000	0	PAS
	123,587,000	-13,638,000	ARDY KURANG	685,066,000	109,949,000	LOV KURANG
	319,345,000	-177,762,000	ARDY KURANG	1,238,174,000	141,583,000	LOV KURANG
	757,770,000	-396,589,000	ARDY KURANG	5,162,414,100	302,201,000	LOV KURANG
	236,200,272	-43,103,696	ARDY KURANG	1,173,625,972	193,096,576	LOV KURANG
	2,628,000	116,000	LOV KURANG	16,000,000	2,744,000	LOV KURANG
	2,600,142,193	1,185,586,883	LOV KURANG	26,766,459,581	7,558,128,454	LOV KURANG